



NATIONAL TESTING AGENCY

Excellence in Assessment

Information Bulletin

# for ICAR AIEEA (UG)-2019

ICAR's All India Entrance Examination for Admission to  
Bachelor Degree Programmes



ACADEMIC SESSION

2019-20



## IMPORTANT INFORMATION AND DATES AT A GLANCE

(Please refer to Information Bulletin for details)

### 1. Fee details and Important Dates:

Online submission of Application Form (upto 11:50 pm of 30 April, 2019)		<b>01–30 April, 2019</b>
Last date of successful transaction of fee through Credit/Debit Card/Net-Banking upto 11:50 pm through e-challan upto bank hours of 01 May, 2019		<b>01 May, 2019</b>
Fee Payable by candidates	General/Unreserved, Other Backward Classes (OBC)-(NCL)* & UPS**/ EWS***	<b>Rs. 700/-</b>
	<b>SC/ST/PwD/ Transgender</b>	<b>Rs. 350/-</b>
	<b>Processing charges &amp; GST are to be paid by the candidate, as applicable</b>	
Online Correction in particulars of Application Form (on website only) (No corrections shall be allowed after 14 May, 2019)		<b>07-14 May, 2019</b>
Downloading of e-Admit Cards from NTA website		<b>05 June, 2019</b>
Date of Examination		<b>01 July, 2019</b>
Duration of Examination		<b>150 minutes (2½ hours)</b>
Timing of Examination		<b>09:30 a.m. to 12:00 noon</b>
Centre, Date and Shift of Examination		<b>As indicated on the e-Admit Card</b>
Display of recorded responses and Answer Keys on NTA website		<b>To be communicated on NTA website later</b>
Submission of Challenges on NTA website		<b>To be communicated on NTA website later</b>
Updation of result/marks of qualifying Examination (in case of appearing candidates)		<b>To be communicated on NTA website later</b>
Websites		<a href="http://www.nta.ac.in">www.nta.ac.in</a> , <a href="http://www.ntaicar.nic.in">www.ntaicar.nic.in</a>
Declaration of Result on ICAR website <a href="http://www.icar.org.in">www.icar.org.in</a>		<b>By 17 July 2019</b>
Schedule for Online Counselling		To be announced by the ICAR separately on <a href="http://www.icar.org.in">www.icar.org.in</a> after the declaration of result

\*Other Backward Classes-Non Creamy Layer as per the central list of Other Backward Classes available on National Commission for Backward Classes (NCBC), Government of India website [www.ncbc.nic.in](http://www.ncbc.nic.in). Only the candidates falling in this list may mention OBC in the Category Column. State list OBC candidates who are not in OBC-NCL (Central List) must choose General/Unreserved.

\*\* Candidates of Remote and Underprivileged States must check their eligibility before applying.

\*\*\*As per the OM No. 20013/01/2018-BC-II dated January 17, 2019 issued by the Ministry of Social Justice and Empowerment and the OM No. 12-4/2019-U1 dated 17.01.2019 as well as the Letters No 35-2/2019-T.S.I dated 21.01.2019, 01.02.2019, 04.02.2019 and 15.02.2019 of MHRD Department of Higher Education regarding implementation of reservation for Economically Weaker Sections (EWSs) for admission in Central Educational Institutions.

- Candidates can apply for ICAR- AIEEA (UG) 2019 “Online” on the website [www.ntaicar.nic.in](http://www.ntaicar.nic.in).
- Online Application Form may be submitted by accessing NTA website [www.ntaicar.nic.in](http://www.ntaicar.nic.in). The Application Form other than online mode will not be accepted, in any case.
- Only one application is to be submitted by a candidate.





5. Candidates must follow the instructions strictly as given in the Information Bulletin and on NTA website [www.nta.ac.in](http://www.nta.ac.in), [www.ntaicar.nic.in](http://www.ntaicar.nic.in) . Candidates not complying with the instructions shall be summarily disqualified.
6. Candidates must ensure that e-mail address and Mobile Number provided **in the Online Application Form are their own** as all information/ communication will be sent by NTA through e-mail on **e-mail address or SMS on given Mobile Number only**.
7. **Instructions for filling Online Application Form :**
  - ❖ Download Information Bulletin and Replica of Application Form. Read them carefully to ensure your eligibility.
  - ❖ **Follow the 4 steps given below to Apply Online:**
    - Step-1:** Fill in the **Online Application Form** and **note down the system generated Application No.**
    - Step-2:** Upload scanned images of Candidate's Photograph (between 10kb - 200kb) and Candidate's Signature (between 4kb - 30kb) in JPG/JPEG format.
    - Step-3:** Make payment of fee using **SBI/Syndicate/ICICI/HDFC Payment Gateway(s)** and keep proof of fee paid.
    - Step-4:** Print at least **three copies of Confirmation Page** after successful remittance of fee.
  - ❖ All the 4 Steps can be done together or at separate times.

**Note:**

1. *The final submission of Online Application Form will remain incomplete if Step-2 and step-3 are not completed. Such forms will stand rejected and no correspondence on this account will be entertained.*
2. *No request for refund of fee once remitted by the candidate will be entertained by NTA under any circumstances.*
3. *The entire application process of **ICAR-AIEEA (UG) 2019** is online, including uploading of scanned images, Payment of Fees, and Printing of Confirmation Page. **Therefore, candidates are not required to send/submit any document(s) including Confirmation Page to NTA through Post/ Fax/ by Hand.***
4. ***Candidates are advised to keep visiting the NTA website regularly and to check their e-mails for latest updates.***
5. ***NO TA and DA will be paid to the candidate for appearing in the examination at the centre or for joining the University after Counselling.***

Candidates are **NOT** allowed to carry Instrument/ Geometry/ Pencil box, Handbag, Purse, any kind of Paper/ Stationery/ Textual material (printed or written material), Eatables and Water (loose or packed), Mobile Phone/ Ear Phone/ Microphone/ Pager, Calculator, DocuPen, Slide Rules, Log Tables, Camera, Tape Recorder, Electronic Watches with facilities of calculator, any metallic item or electronic gadgets/ devices in the Examination Hall/Room.

**Diabetic students will be allowed to carry eatables like sugar tablets/fruits (like banana/apple/ orange) and transparent water bottle** to the Examination Hall. However, they will not be allowed to carry packed foods like chocolates/candy/sandwich etc.

**DISCLAIMER**

1. Candidates are advised to read the Information Bulletin carefully and go through the instructions regarding filling of Online Application Form given on website [www.nta.ac.in](http://www.nta.ac.in), [www.ntaicar.nic.in](http://www.ntaicar.nic.in) before starting online registration.
2. Candidate should ensure that all information entered during the online registration process is correct.
3. Online information provided by candidates like name of candidate, contact/ address details, category, PwD status, educational qualification details, date of birth, etc during online registration for ICAR-AIEEA (UG) 2019 will be treated as correct/final and NTA will not entertain, under any circumstances, any request for change in information provided by the candidates after the specified date.
4. NTA disclaims any liability that may arise to a candidate(s) due to incorrect information provided by the candidate(s) during online registration process.
5. NTA does not edit /modify/alter any information entered by the candidates after completion of registration process under any circumstances. Any request for change in information thereafter will not be entertained. Therefore, candidates are advised to exercise utmost caution for filling up correct details in registration system.

**Usage of Data and Information:**

NTA can use the data provided by the End User (test taker in this case) for internal purpose(s) including training, research and development, analysis and other permissible purpose(s).







## INDEX

S. No.	Description	Page No.
	<b><i>Important Information at a Glance</i></b>	
1	<b>Introduction</b> 1.1 About NTA 1.2 About ICAR 1.3 ICAR-AIEEA (UG)- 2019	1-2
2	<b>General Information</b> 2.1 Degree Programmes for Admission to be attempted in Entrance Test Examination 2.2 University-wise and Subject-wise Number of Seats Available for Admission 2.3 Schedule of ICAR-AIEEA (UG) 2019 2.4 Scheme of Examination 2.5 Syllabus for the Test 2.6 Conditions for award of National Talent Scholarship (NTS)- 2019 2.7 Reservation Policy 2.8 Cities for ICAR-AIEEA (UG) 2019 Examination Centres	2-5
3	<b>Eligibility Criteria and Qualifications</b> 3.1 General Eligibility Criteria to appear in ICAR-AIEEA (UG)- 2019 3.2 Qualifying Examination at 10+2 Level 3.3 Age Limit	5-6
4	<b>Registration and Application Process</b> 4.1 Applying online and Submission of Application Form 4.2 Replica of Application Form or Format 4.3 Four steps to complete the Application Process 4.4 Mode and Method of Payment of Fee 4.5 Instructions to be followed while Applying 4.6 e-Admit Card for ICAR-AIEEA (UG)- 2019 4.7 Examination Centres	6-10
5	<b>Conduct of the Examination</b> 5.1 Important Instructions for Candidates 5.2 Provision for Persons with Disability (PwD) Candidates 5.3 Prohibited Materials 5.4 Code of Conduct for the Candidates of ICAR-AIEEA (UG) 2019	10-14
6	<b>Procedure for Declaration of Result</b> 6.1 Display of Recorded Responses and Answer Key for Challenges 6.2 Declaration of Result 6.3 NTA process of Error and Scoring related Exception Handling 6.4 Percentile and Normalization procedure 6.5 No Rechecking or Re-evaluation Policy	15-16
7	<b>Instruction to Candidates</b> 7.1 Instructions For Examination 7.2 Unfair Means/ Code of Conduct 7.3 Counselling	16-18
8	Test Practice Centres (TPCs)	18
9	Procedure for appearing in Computer Based Test (CBT)	18
10	Correspondence with NTA	19
11	Common Services Centres/Facilitation Centres	19
12	Legal Jurisdiction	19
<b>ANNEXURES</b>		
I	List of Examination City Centres	20-21
II	Domicile State/UTs Codes	22
III	Degree Programmes for Admission in ICAR-AIEEA (UG) 2019	23
IV	Eligibility Qualifications at 10+2 Examination for Degree Programmes	24



V	Codes for Class XII School Education Boards/Councils	25
VI	Processing Charges & Goods and Service Taxes (GST) and Procedure for Payment of Fee	26-27
VII	Common Services Centres/Facilitation Centres	28
VIII	Replica of ICAR-AIEEA (UG) 2019 Application Form	29-35
IX	Procedure to be adopted for compilation of NTA Scores for Multi Session Papers-Normalization Procedure	36-38
X	Computer Based Test (CBT)	39-43
XI	NTA: Test Practice Centres (TPCs)	44-53
XII	Format of the Certificate for the candidates under Persons with Disability Category (PwD)	54
XIII	Certificate regarding Physical Limitation in an Examinee to Write	55
XIV	Letter of Undertaking for Using Own Scribe	56
XV	University-wise, Subject-wise tentative Number of Seats for UG Admission for the Academic Session 2019–20	57
XVI	Universities (tentative) for admission in Bachelor Degree Programmes in Agriculture and Allied Science Subjects through ICAR-AIEEA (UG)- 2019, Addresses and Contact Numbers	58-59
XVII	Caste Certificate for Scheduled Caste / Tribe Candidate	60
XVIII	Form of Certificate to be produced by Other Backward Classes-Non Creamy Layer (OBC-NCL) applying for admission to Central Educational Institutions (CEIs), under the Government of India	61-62
XIX	Certificate to be produced by Economically Weaker Section (EWS)	63



**Abbreviations:**

AU	Agricultural Universities
AMU	Aligarh Muslim University
BHU	Banaras Hindu University
CAU	Central Agricultural University
CIFE	Central Institute of Fisheries Education
CU	Central University
DARE	Department of Agricultural Research and Education
Dr. RPCAU	Dr. Rajendra Prasad Central Agricultural University
DU	Deemed University
EWS	Economically Weaker Section
IARI	Indian Agricultural Research Institute
ICAR	Indian Council of Agricultural Research
IVRI	Indian Veterinary Research Institute
JRF	Junior Research Fellowship
NARES	National Agricultural Research and Education System
NDRI	National Dairy Research Institute
OGPA	Overall Grade Point Average
PwD	Persons with Disability
RLB CAU	Rani Lakshmibai Central Agricultural University
SAU	State Agriculture University
SRF	Senior Research Fellowship
PG	Postgraduate
UG	Undergraduate





## 1. Introduction

### 1.1 About NTA

The Ministry of Human Resource Development (MHRD), Government of India (GOI) has established National Testing Agency (NTA) as an independent autonomous and self-sustained premier testing organization under Society Registration Act, 1860 for conducting efficient, transparent and international standards tests in order to assess the competency of candidates for admissions to premier higher education institutions.

The objectives of NTA, inter-alia, include:

- i. To conduct efficient, transparent and international standard tests in order to assess the competency of candidates for admission.
- ii. To undertake research on educational, professional and testing system to identify gaps in the knowledge systems and take steps for bridging them.
- iii. To produce and disseminate information and research on education and professional development standards.

The Indian Council of Agricultural Research (ICAR) has entrusted the responsibility of conducting All India Entrance Examinations for admission to UG, PG & Ph.D Courses in AUs, and award of **scholarships and fellowships** to the NTA from 2019 onwards.

### 1.2 About ICAR

The Indian Council of Agricultural Research (ICAR) is the apex body for coordinating, guiding, and managing research and education in agriculture in the entire country under the aegis of DARE, Ministry of Agriculture and Farmers Welfare. Considering the importance of agricultural education, the University Education Commission (1948) chaired by Dr. S. Radhakrishnan recommended the establishment of Rural Universities in the country. As a result, the first State Agricultural University was established in 1960 at Pantnagar on the pattern of the Land Grant Colleges of the United States.

The ICAR-AU system of India has 75 Agricultural Universities comprising 64 State Agricultural, Veterinary, Horticultural and Fisheries Universities (SAUs), 4 ICAR-DUs, viz. IARI, IVRI, NDRI and CIFE, 3 Central Agricultural Universities (CAU, Imphal, Dr. RPCAU, Pusa and RLB CAU, Jhansi), 4 Central Universities (CUs) having Faculty of Agriculture (BHU, AMU, Viswa Bharati and Nagaland University). The National Agricultural Research and Education System (NARES) of India is one of the largest in the world, admitting more than 15,000 graduates, 11,000 post-graduates, and 2,500 Ph.Ds annually, in different disciplines of Agriculture and Allied Sciences.

### 1.3 ICAR-AIEEA (UG) 2019

In 2019, All India Entrance Examination for Admission (AIEEA)-UG shall be conducted for admission to Bachelor Degree programmes in Agriculture and allied sciences (other than veterinary sciences), at Agricultural Universities on 15% of the University seats (100% seats in RLB CAU Jhansi, NDRI Karnal and Dr. RP CAU Pusa, Bihar). Further, not more than 40% candidates from any one state shall be admitted in any agricultural university/subject.







The ICAR's 24<sup>th</sup> AIEEA (UG) 2019 examination for the academic session 2019-20 will be conducted at 87 cities (**Annexure-I**) all over the country, enabling participation of a large number of candidates seeking admission in Bachelor degree programmes in accredited AUs, Colleges and programmes in different disciplines.

Candidates qualified for counselling will be considered for allocation of subject and the Agricultural University. **There is no provision of direct nomination for admission through ICAR in any Bachelor degree programme without qualifying in ICAR-AIEEA (UG).**

## 2. General Information

### 2.1 Degree Programmes available for Admission to be attempted in Entrance Test Examination

During academic session 2019-20, admission to **11 Bachelor degree programmes of four years duration** in the subjects enlisted in Annexure III is available to Indian Nationals based on the merit-rank in ICAR-AIEEA (UG)-2019. Candidates may note that all undergraduate degrees in the disciplines of Agricultural Sciences have been declared as professional degrees.

### 2.2 University-Wise and Subject-Wise Number of Seats Available for Admission

Number of ICAR seats available for admission through ICAR-AIEEA (UG) in different disciplines at accredited Agricultural Universities for the academic session 2019-20 will be displayed on website [www.icar.org.in](http://www.icar.org.in) at the time of counselling.

### 2.3 Schedule of ICAR-AIEEA (UG) 2019

Schedule for important examination related activities have been given in Table 1. However, candidates are requested to keep themselves updated about the schedule through NTA and ICAR websites [www.nta.ac.in](http://www.nta.ac.in), [www.ntaicar.nic.in](http://www.ntaicar.nic.in) and [www.icar.org.in](http://www.icar.org.in).

**Table 1: Schedule of AIEEA(UG)-2019**

Online submission of Application Form (upto 11:50 pm of 30 April, 2019)		<b>01–30 April, 2019</b>
Last date of successful transaction of fee through Credit/Debit Card/Net-Banking upto 11:50 pm through e-challan upto bank hours of 01 May, 2019		<b>01 May, 2019</b>
Fee Payable by candidates	General/Unreserved, Other Backward Classes (OBC)-(NCL)* & UPS**/ EWS***	<b>Rs. 700/-</b>
	<b>SC/ST/PwD/ Transgender</b>	<b>Rs. 350/-</b>
	<b>Processing charges &amp; GST are to be paid by the candidate, as applicable</b>	
Online Correction in particulars of Application Form (on website only) (No corrections shall be allowed after 14 May, 2019)		<b>07-14 May, 2019</b>
Downloading of e-Admit Cards from NTA website		<b>05 June, 2019</b>
Date of Examination		<b>01 July, 2019</b>
Duration of Examination		<b>150 minutes (2½ hours)</b>
Timing of Examination		<b>09:30 a.m. to 12:00 noon</b>
Centre, Date and Shift of Examination		<b>As indicated on the e-Admit Card</b>



Display of recorded responses and Answer Keys on NTA website	To be communicated on NTA website later
Submission of Challenges on NTA website	To be communicated on NTA website later
Updation of result/marks of qualifying Examination (in case of appearing candidates)	To be communicated on NTA website later
Websites	<a href="http://www.nta.ac.in">www.nta.ac.in</a> , <a href="http://www.ntaicar.nic.in">www.ntaicar.nic.in</a>
Declaration of Result on ICAR website <a href="http://www.icar.org.in">www.icar.org.in</a>	By 17 July 2019
Schedule for Online Counselling	To be announced by the ICAR separately on <a href="http://www.icar.org.in">www.icar.org.in</a> after the declaration of result

*\*Other Backward Classes-Non Creamy Layer as per the central list of Other Backward Classes available on National Commission for Backward Classes (NCBC), Government of India website [www.ncbc.nic.in](http://www.ncbc.nic.in). Only the candidates falling in this list may mention OBC in the Category Column. State list OBC candidates who are not in OBC-NCL (Central List) **must** choose **General/Unreserved**.*

**\*\* Candidates of Remote and Underprivileged States must check their eligibility before applying.**

**\*\*\*As per the OM No. 20013/01/2018-BC-II dated January 17, 2019 issued by the Ministry of Social Justice and Empowerment and the OM No. 12-4/2019-U1 dated 17.01.2019 as well as the Letters No 35-2/2019-T.S.I dated 21.01.2019, 01.02.2019, 04.02.2019 and 15.02.2019 of MHRD Department of Higher Education regarding implementation of reservation for Economically Weaker Sections (EWSs) for admission in Central Educational Institutions.**

## 2.4 Scheme of Examination

The test of ICAR-AIEEA (UG) 2019 is a single test of 02:30 hours duration. Details of the test are as given below:

Mode of Examination	LAN Based CBT
Duration	2½ hours
Number of Questions	150 (50 X 3) • 50 Questions in each subject
Type of Questions	Multiple Choice with 4 options
Scoring	• 4 marks for each correct response • -1 for each incorrect response (negative scoring) • 0 for non attempt
Medium of Paper	English & Hindi

### Note:

1. Each candidate has to attempt only three subjects studied at XII Standard and the same option is to be chosen in the Application Form.
2. Question paper will have 50 multiple-choice objective type questions for each subject.
3. The candidates are advised not to attempt such questions, for which they are not sure of the correct answer.
4. In case of any language related disparity or ambiguity English version of the question would be considered as final.

## 2.5 Syllabus for the Test

The Question Papers for the test shall be based on the Syllabus prescribed by the ICAR, is available at website [www.icar.org.in](http://www.icar.org.in) or <https://www.icar.org.in/content/syllabus-aieea-ug-aieea-pg-and-aice-jrfsrfgps-2019>.

## 2.6 Conditions for the award of National Talent Scholarship (NTS)-2019



National Talent Scholarship would be available through the Agricultural University concerned, to every student admitted on ICAR seat at any Agricultural University in a state outside his/her domicile state. Detailed terms & conditions for the fellowship and admission could be found at the ICAR website [http://www.icar.org.in/files/FINALGuidelines\(GNTS\)-26072016.pdf](http://www.icar.org.in/files/FINALGuidelines(GNTS)-26072016.pdf).

NOTE: NTS shall be awarded only after completion of Online Counselling.

## 2.7 Reservation Policy

### A. SC/ST/OBC-(NCL)/EWS/PwD in each Category

1. There would be reservation of seats for admission to the extent of 15% for Scheduled Caste and 7.5% for Scheduled Tribe candidates in different disciplines. The reservation of seats among SC/ST categories is interchangeable i.e., if sufficient number of candidates are not available to fill up the seats as well as UG Scholarship reserved for ST candidates, these can be filled up from among suitable SC candidates and vice-versa in a given subject as per merit-rank in examination. The original SC/ ST certificate in prescribed form (**Annexure-XVII**) is required to be produced for verification at the time of admission. Depending on merit and choice, they can also take seat from the General/Unreserved Category.
2. Reservation for candidates belonging to Central OBC-NCL category would be available at BHU, SASARD Nagaland University, CAUs and NDRI as per the latest Government of India directives applicable at the time of counselling and Hon'ble SC Judgment dated 18th August, 2011 and communication of seats by these universities at the time of counselling. Candidates claiming admission under this category have to produce a Central OBC certificate as per specimen enclosed in **Annexure-XVIII**.
3. Reservation of seats for EWS shall be in accordance with the Gazette Notification No. DL-(N)/04/0007/2003-19, dated 12<sup>th</sup> January, 2019, Ministry of Law and Justice (Legislative Department), Govt. of India or any further related Govt. of India directive(s) applicable at the time of counselling. The certificate format for EWS candidate is given at **Annexure – XIX**.
4. Five percent seats are reserved, **horizontally across the categories** in different subjects, for Persons with Disability (PwD) candidates suffering from low vision, hearing impairment, locomotors disability or cerebral palsy with appropriate medical certificate having at least 40% disability and found suitable by the Counselling Committee/University official. The candidate applying for admission under this category should submit a copy of the certificate about being PwD from a Govt. Hospital/Medical Board at the time of admission in allotted University as specimen (**Annexure-XII**). The criteria for assessing the degree of handicap could be variable from one subject to another. The decision of the University allotted will be final in this regard.

### B. Reservation for Remote and Under Privileged States/UT (UPS)

Two percent seats under each discipline would be reserved, horizontally, across categories for the candidates of the remote and under privileged States/UTs namely (i) Andaman & Nicobar Island, (ii) Arunachal Pradesh, (iii) Dadra and Nagar Haveli, (iv) Daman & Diu, (v) Goa, (vi) Lakshadweep, (vii) Manipur, (viii) Meghalaya, (ix) Mizoram, (x) Nagaland, (xi) Sikkim and (xii) Tripura where educational facilities in agriculture and allied science subjects either do not exist or have no SAU(s) and who qualify this examination. UPS candidates will have to produce domicile certificate issued by the competent





authority at the time of admission. There will not be any State quota within this quota.

**Note:**

1. Candidates need to refer to ICAR website ([www.icar.org.in](http://www.icar.org.in)) for detailed information regarding reservation of seats for SC/ST/OBC (NCL)/ PwD/UPS/EWS in each category at the time of Counselling.
2. The responsibility for verification of the genuineness of SC/ST/OBC (NCL), EWS, PwD and UPS certificate will be of the concerned AU & ICAR System where the candidate has been granted admission on the basis of Counselling.

## 2.8 Cities for ICAR-AIEEA (UG) 2019 Examination Centres

The Centre-Cities where the ICAR-AIEEA (UG)-2019 will be conducted are given at Annexure- I. While applying candidates need to select any four cities of their choice for ICAR-AIEEA (UG)-2019. The efforts will be made to allot city of examination to the candidates in order of the choice opted by them in their application form. However, due to administrative reasons, a different city of nearby area may be allotted. The decision of the NTA regarding allotment of Centre, Date and Shift shall be final. No further correspondence or request shall be entertained in such case.

- A list of Examination Cities with numeric codes is given in **Annexure-I**.
- While applying, candidates must select four Examination City Centres in order of their preference. Since the seating capacity at each centre is limited, they will be considered for the allotment of the examination city centres based upon first come-first serve basis.
- NTA can change/shift the examination city centre opted by the candidate to another nearby centre, if number of candidates are more at any examination city centre.

**The Examination City Centre, once opted, shall not be changed. The e-Admit Card will be uploaded on NTA website [www.nta.ac.in](http://www.nta.ac.in), [www.ntaicar.nic.in](http://www.ntaicar.nic.in). Please check the e-Admit Card carefully for your Name, Subject Group, Date of Birth, Gender, Examination Centre Name, City, State Code of Eligibility and Category, etc. In case of any problem related to e-Admit Card, please contact the given helpline numbers between 10:00 am to 5:00 pm.**

## 3. Eligibility Criteria and Qualifications

### 3.1 General Eligibility Criteria to appear in ICAR-AIEEA (UG)- 2019

The eligibility qualifications for various degree programmes with the list of subjects is enlisted at **Annexure-IV**.

### 3.2 Qualifying Examination at 10+2 Level

1. In order to appear in ICAR-AIEEA (UG) 2019, candidates must have passed 10+2 Senior Secondary Examination of the Central Board of Secondary Education or any other examination within scope and standard found to be equivalent to the Senior Secondary Examination of a recognised Indian Board/University with minimum prescribed marks/grade (**Annexure V**), after a period of 12 years of study. The medium of instruction in the admitting University will be English.
2. Candidate must have passed any one of the qualifying examinations enumerated above securing not less than 50% marks in aggregate for General, OBC (NCL), UPS, EWS categories and 40% marks in aggregate for SC, ST, Transgender, PwD categories. There will be no rounding-off of the OGPA/percentage of marks of qualifying examination while deciding the basic eligibility of any



candidate for admission e.g. if a candidate obtained 49.99% marks in his/her qualifying examination, then it will not be rounded-off to 50%.

3. Candidate having a compartment/ supplementary in any of the subjects will not be eligible unless proof of having cleared the examination with requisite percentage as above is available.
4. Candidate already appeared in the qualifying examination enumerated above, can also apply but would be required to submit evidence of having satisfied the conditions latest by the counselling.
5. Candidate must ensure that he/she fulfills the eligibility requirements for the examination as well as admission as detailed in the Information Bulletin. Applying for ICAR-AIEEA (UG) 2019, appearing in the examination and qualifying the same does not necessarily mean acceptance of eligibility. The applicant for a particular Subject must satisfy the eligibility criterion as specified in this Information Bulletin (or its amendments / corrections).

- No certificates are required to be uploaded along with the Application Form at the time of online submission.
- The documents / certificates etc., shall be verified directly at the time of admission in the admitting university. In case the candidate is found not-eligible at any stage, his/her candidature would be summarily rejected and admission will be cancelled.

### 3.3 Age Limit

Indian Nationals of at least 16 years of age as on 31.08.2019 are eligible to apply for the examination. No relaxation is admissible regarding the minimum age limit.

## 4. Registration and Application Process

NTA is the examination conducting body and its scope is limited to conducting the examination and providing the raw scores to ICAR. Candidates must note that all applicants shall be bound by the conditions as laid down in this Information Bulletin, and the rules and regulations as enshrined in the admitting University Act, Statutes, Ordinances, notifications and guidelines issued from time to time. It is the sole responsibility of the candidate to ensure that he/she fulfills the specified eligibility in toto before appearing in the examination.

### 4.1 Applying Online and Submission of Application Form

The online submission of Application Form for ICAR-AIEEA (UG)-2019, uploading of scanned photograph and signatures may be made at website [www.nta.ac.in](http://www.nta.ac.in), [www.ntaicar.nic.in](http://www.ntaicar.nic.in). The candidates should complete all the required details while filling up the online form. On submission of details and required fee, a Confirmation Page with Application Number shall be generated. Candidates are required to take printout of Confirmation Page and keep it for future reference.

Before filling and submitting the Online Application Form, candidates should download the Information Bulletin and Replica of Application Form; and read them carefully. Candidates must follow the instructions strictly as given in the Information Bulletin and on NTA website. Application Forms not complying with the instructions are liable to be rejected.

Candidates must keep following information ready before filling online Application Form:-





- Govt Identity Details like Aadhaar Number (last 4 digits)/Election Card (EPIC No.)/Passport number/Ration Card Number/ Bank Account Number/PAN Number/ Other valid Govt Ids.
- Address for communication, Mobile Number, email id, etc.
- Scanned images of latest Photograph (size of 10 kb to 200 kb) in JPG/ JPEG format only
- Scanned image of Signature (size of 4 kb to 30 kb) in JPG/ JPEG format only
- Bank Account details for payment of Fee, for uploading as part of submission of online application.

#### 4.2 Replica of Application Form or Format

The Replica of ICAR-AIEEA (UG)-2019 Application Form or Format is available at **Annexure- VIII**.

#### 4.3 Four Steps to Complete the Application Process

Application Form may be submitted in four simple steps:

Step 1	Fill in the Online Application Form and note down the system generated Application No. for future reference
Step 2	Upload scanned images of Candidate's Photograph (between 10 kb - 200 kb) and Candidate's Signature (between 4 kb - 30kb) in JPG/JPEG format.
Step 3	Make payment of fee using suitable mode of payment through bank as per details given in this section and keep proof of fee paid.
Step 4	Print at least three copies of Confirmation Page after successful remittance of fee
<b>Note:</b> <ol style="list-style-type: none"> <li>1. The final submission of Online Application Form will remain incomplete if Step-2 and Step-3 are not completed, such forms will stand rejected and no correspondence on this account will be entertained.</li> <li>2. No request for refund of fee once remitted by the candidate will be entertained by NTA under any circumstances.</li> <li>3. There is no provision for uploading any certificate/marks sheet etc., with the application.</li> <li>4. The entire application process is online. Therefore, candidates are not required to send/submit any document(s) including Confirmation Page to NTA or ICAR through Post/ Fax/By Hand.</li> </ol>	

#### 4.4 Mode and Method of Payment of Fee

Application Fee payable by the Candidates of Various Categories:

General/Unreserved, OBC-NCL* & UPS**/EWS***	<b>700/-</b>
SC, ST, PwD and Transgender	<b>350/-</b>
Applicable Service/Processing charges & GST are to be paid by the candidate.	

\*Other Backward Classes-Non Creamy Layer as per the central list of Other Backward Classes available on National Commission for Backward Classes (NCBC), Government of India website [www.ncbc.nic.in](http://www.ncbc.nic.in). Only the candidates falling in this list may mention OBC in the Category Column. State list OBC candidates who are not in OBC-NCL (Central List) must choose General/Unreserved.

\*\* Candidates of Remote and Underprivileged States must check their eligibility.

\*\*\*As per the OM No. 20013/01/2018-BC-II dated January 17, 2019 issued by the Ministry of Social Justice and Empowerment and the OM No. 12-4/2019-U1 dated 17.01.2019 as well as the Letters No 35-2/2019-T.S.I dated 21.01.2019, 01.02.2019, 04.02.2019 and 15.02.2019 of MHRD Department of Higher Education regarding implementation of reservation for Economically Weaker Sections (EWSs) for admission in Central Educational Institutions.

#### Method of Fee Payment

After completing Step-2 of Online Application Form, candidates may remit the examination fee (Step -3) by choosing any of the following options:





(i) **Online Mode i.e. Debit/ Credit card, Net Banking and Unified Payment Interface (UPI) in SBI Bank or ICICI Bank or HDFC Bank or Syndicate Bank:**

- Check the validity of the Debit/ Credit Card and keep it ready with you while logging on to website for submitting application form. Candidate should enter the information asked for and make payment through Debit/ Credit Card.
- Through Net Banking, check the balance in your account and keep all credentials ready with you while logging on to website for submitting application form. Candidate should make payment through Net Banking using instruction by Payment Gateway.

(ii) **Cash Deposit through e-challan at SBI/Syndicate Bank Branches only:**

- Print e-Challan on A4 size paper from SBI/Syndicate MOPS page which will contain NTA's required information in addition to Bank reference No. and visit any of the SBI/Syndicate Banks branches in India and deposit amount mentioned in e-Challan.

Details may be found at Annexure -VI

Generation of Confirmation Page confirms the final submission of Application Form. If Confirmation Page has not been generated, this means that Application Form has not been submitted successfully.

#### 4.5 Instructions to be followed while Applying

- i. Candidates must be careful while entering their e-mail address and phone number in the Application Form, because this email address and phone number may be used by the NTA and ICAR for future communication.
- ii. The candidate is not required to give any option for Agricultural Universities for admission at the time of filling up online Application Form. The admission/allotment of seat will be made through online counselling on the basis of Sub-subject opted by him/her at the time of filling online Application Form and depending upon the availability of seat at his/her merit-rank in the opted Sub-subject and fulfilment of other eligibility requirements.
- iii. The reservation category being claimed by the candidate must be filled in correctly. Selection should be made as under:

SC	- for Scheduled Caste
ST	- for Scheduled Tribe
PwD	- for Persons with Disability
UPS	- for Under Privileged States
EWS	- Economically Weaker Section
OBC (NCL)	- for Other Backward Classes with Central OBC certificate
GEN	- for General/Unreserved Category

In case of leaving the reservation category column blank, the candidate would be considered under General Category.

- iv. Candidates need to select their domicile State code carefully (**Annexure II**).





- v. The candidates are advised to retain (i) 3 copies of Computer generated confirmation page of online application (ii) 3 identical copies of recent passport size colour photographs same as uploaded on the online application (iii) Copy of proof of payment of application fee.
- vi. If a candidate at any stage is found to have furnished incorrect information or deliberately suppressed any material information, his/her candidature/admission will be rejected/cancelled as soon as it comes to the notice of either NTA or ICAR or the university concerned.
- vii. For any future correspondence, the candidates must quote their Application number, the name of examination i.e. ICAR-AIEEA (UG)-2019 Examination, Programme Applied (with code).

#### 4.6 e-Admit Card for ICAR-AIEEA (UG) 2019

The e-Admit Card is issued provisionally to the candidates, subject to their satisfying the eligibility conditions.

The candidate has to download the e-Admit Card from the NTA website w.e.f. **05 June, 2019** onwards and appear for the Examination at the given Centre on Date and Shift (Timing) as indicated in their e-Admit Card.

No candidate will be allowed to appear at the examination center, on Date and Timings other than that allotted to them in their e-Admit Card.

In case candidates are unable to download e-Admit Cards from the website, the candidate should approach the Help Line between 10:00 am to 5:00 pm from **05 June, 2019 to 30 June, 2019**.

**The candidates are advised to read the instructions on the e-Admit Card carefully and follow them during the conduct of the examination.**

In case of any discrepancy in the particulars of the candidate or his/her photograph and signatures shown in the e-Admit Card and Confirmation Page, the candidate may immediately **approach the Help Line between 10:00 a.m. to 5:00 p.m. between 05 June, 2019 to 30 June, 2019**. In such cases, candidates would appear in the examination with the already downloaded e-Admit Card. However, NTA will take necessary action to make correction in the record later.

**Note:**

- a. Candidate may please note that e-Admit Cards will not be sent by post.
- b. In no case, the duplicate e-Admit Card for AIEEA(UG)-2019 would be issued at the Examination Centres.
- c. Candidate must not mutilate the e-Admit Card or change any entry made therein.
- d. Candidates are advised to preserve their e-Admit Cards in good condition for future reference.
- e. No e-Admit Card shall be issued to the candidates whose Applications are found to be incomplete for any reasons (including indistinct/ doubtful photographs/unsigned Applications) or who do not fulfill the eligibility criteria for the examination.
- f. Issue of e-Admit Cards, however, shall not necessarily mean acceptance of eligibility which shall be further scrutinized at subsequent stages of admission process





#### 4.7 Examination Centres

- A list of Examination City Centres is given in **Annexure–I**.
- While applying, candidates must select four Examination City Centres in order of their preference. Since the seating capacity at each centre is limited, they will be considered for the allotment of the examination city centres based upon first come-first serve basis.
- NTA can change/shift the examination city centre opted by the candidate to another nearby centre, if number of candidates are more at any examination city centre.
- **The Examination City Centre, once opted, shall not be changed. The e-Admit Card will be uploaded on NTA website [www.nta.ac.in](http://www.nta.ac.in), [www.ntaicar.nic.in](http://www.ntaicar.nic.in). Please check the e-Admit Card carefully for your Name, Subject Group, Date of Birth, Gender, Examination Centre Name, City, State Code of Eligibility and Category, etc. In case of any problem related to e-Admit Card, please contact the given helpline numbers between 10:00 am to 5:00 pm.**

### 5. Conduct of the Examination

#### 5.1 Important Instructions for Candidates

1. Candidates MUST bring the following documents on the day of examination at the test centre. Candidates who will not bring these will not be allowed to appear in the examination.
  - Print copy of e-Admit Card downloaded from NTA website
  - One passport size photograph (same as uploaded on the Online Application Form) for pasting on the specific space in the attendance sheet at the Centre during the Examination
  - Any one of the authorized Govt photo IDs (original, valid and non-expired), viz. PAN card/ Driving License/ Voter ID/ Passport/ Aadhaar Card (With photograph)/ Aadhaar Enrolment No/ Ration Card
  - PwD certificate issued by the Competent Authority, if claiming the relaxation under PwD category
2. The candidates shall report at the Examination Centre two hours before the commencement of the examination so as to complete the frisking and registration formalities well before the time.
3. Registration desk will close 60 minutes prior to the examination. Candidates shall not be permitted to enter in the Examination Centre after 08:30 a.m.
4. The candidates are advised to read the instructions on the e-Admit Card carefully and follow them during the conduct of the examination.
5. Candidates should take their seat immediately after opening of the examination hall. If the candidates do not report in time due to any reason i.e. traffic jam, train/bus delay etc., they are likely to miss some of the general instructions to be announced in the Examination Rooms/Halls. The NTA shall not be responsible for any delay.
6. The candidate must show, on demand, the e-Admit Card for entry in the examination room/hall. A candidate who does not possess the valid e-Admit Card shall not be allowed to enter the examination centre.





7. Candidates should find and sit on their allocated seat only. Any candidate found to have changed room/hall or the seat on his/her own other than allotted would be considered as a case of UnFairMeans and the candidature shall be cancelled and no plea would be entertained on this count.
8. The candidate should ensure that the question paper available on the computer is as per the opted Subject Group indicated in the e-Admit Card. In case, the subject of question paper is other than the opted paper, the same may be brought to the notice of the Invigilator concerned.
9. Candidates are not allowed to carry any baggage inside the Examination Centre. NTA will not be responsible for any belongings stolen or lost at the premises.
10. Candidate shall appear at their own cost at the Centre on Date and shift as indicated in their e-Admit Card issued by the NTA. Under no circumstances the choice of cities for centre and shift provided in the e-Admit Card shall be changed.
11. No candidate, without the special permission of the Centre Superintendent or the Invigilator concerned, will leave his/her seat or Examination Room/Hall until the full duration of the paper is over. Candidates must follow the instructions strictly as instructed by the Centre Superintendent/Invigilators. Candidates should not leave the room/hall without handing over their rough sheets to the Invigilator on duty in the Room/Hall.
12. Candidates should not be in possession of any material listed in the list of prohibited material.
13. All calculations/writing work are to be done only in the rough sheet provided at the centre in the examination Room/Hall and on completion of the test candidates must hand over the rough sheets to the Invigilator on duty in the Room/Hall.
14. The candidates must sign and paste the photograph on the Attendance Sheet at the appropriate place.
15. The candidates are governed by all Rules and Regulations of the NTA with regard to their conduct in the Examination Hall. All cases of **Unfair Means** will be dealt with as per rules.

## 5.2 Provision for Persons with Disability (PwD) Candidates

- (i) In compliance of the “Guidelines for Conducting Written Examination for Persons with Benchmark Disabilities” issued by the Ministry of Social Justice & Empowerment vide Office Memorandum No. F.No. 34-02/2015-DD-III dated 29<sup>th</sup> August, 2018, the following provisions would be available to the Candidates with Benchmark Disabilities, as defined in Section 2(r) of the Rights of Persons with Disabilities (RPwD) Act, 2016.
- (ii) A person with benchmark disability, as defined in Section 2 (r) of the RPwD Act, means a person with not less than 40 percent of a specified disability where specified disability has not been defined in measurable terms and includes a person with disability where specified disability has been defined in measurable terms, as certified by the certifying authority. Candidate need to submit a certificate in **Annexure-XII**.
- (iii) A specified disability, as defined in Section 2 (zc) of the RPwD Act, means the disabilities as specified in the Schedule of the said Act, which includes:





- (a) Locomotor Disabilities: Leprosy, Cerebral Palsy, Dwarfism, Muscular Dystrophy, Acid Attack Victims;
  - (b) Visual Impairment: Blindness & Low Vision
  - (c) Hearing Impairment: Deaf & Hard of Hearing;
  - (d) Speech & Language Disability;
  - (e) Intellectual Disability: specific learning disability (dyslexia, dysgraphia, dyscalculia, dyspraxia & developmental aphasia), autism spectrum disorder;
  - (f) Mental illness;
  - (g) Chronic Neurological Conditions: multiple sclerosis, parkinson's diseases;
  - (h) Blood Disorder: Haemophilia, Thalassemia, sickle cell diseases;
  - (i) Multiple Disabilities: more than one of the specified disabilities including deaf blindness
- (iv) In case of candidates with benchmark disabilities in the category of blindness, locomotor disability (both arm affected-BA) and cerebral palsy, the facility of scribe/reader shall be given, if so desired by them.
- (v) In case of other category of persons with benchmark disabilities (the Schedule of the said Act may be referred to), the provision of scribe/reader can be allowed (if they so desire) on production of a certificate to the effect that the person concerned has physical limitation to write (*use the mouse in case of CBT*) and scribe is essential to write examination on his behalf, from the Chief Medical Officer/Civil Surgeon/Medical Superintendent of a Government health care institution as per proforma at **Annexure -XIII**.
- (vi) Such candidates will have the discretion of bringing his/her own scribe/reader or may opt to have Scribe/Reader from NTA or through any of its authorised Institute/Agency/Personnel involved in the examination.
- (vii) An eligible PwD candidate, desirous of having facility of scribe/reader, shall have to mention his/her appropriate PwD category in the relevant column of the application form and also have to record as to whether he/she will have his/her own arrangement of scribe/reader or it has to be arranged by NTA or through any of its authorised Institute/Agency/Personnel.
- (viii) The qualification of the scribe shall be one step below the qualification of the candidate taking the examination. The persons with benchmark disabilities opting for own scribe/reader should submit details of the own scribe as per proforma at **Annexure-XIV**.
- (ix) In case a PwD candidate who has opted the scribe/reader from NTA or through any of its authorised Institute/Agency/Personnel, the Centre Superintendent shall arrange a meeting of the candidate with scribe/reader, a day before the examination, for giving him/her a chance to check/verify whether the scribe/reader is suitable or not.
- (x) Compensatory time of not less than 20 minutes per hour of examination shall be given to a candidate allowed to use scribe/reader. If the examination is 03 hours duration, the compensatory time shall be one hour. In case the duration of the examination is less or more than 03 hours, the compensatory time shall be on pro-rata basis.
- (xi) As far as possible, the examination for Person(s) with Disabilities should be held at the ground floor.

### 5.3 Prohibited Materials





Candidates are not allowed to carry any textual material, Calculators, Docu Pen, Slide Rules, Log Tables and Electronic Watches with facilities of calculator, printed or written material, bits of papers, mobile phone, Blue-tooth devices, pager or any other electronic gadget/ device etc.

- The candidates are prohibited to bring any kind of electronic gadgets/device in the examination room/hall.
- If any candidate is in possession of any of the above item, his/ her candidature will be treated as unfair means and lead to cancellation of the current examination & also debar the candidate for future examination(s) & the material will be seized.
- Smoking, chewing gutka, spitting etc. in the Examination Room/Hall is strictly prohibited.
- Instrument/Geometry/Pencil box, Handbag, Purse, Any kind of Paper/ Stationery, Eatables/snacks and Tea/coffee/cold drinks/Water (loose or packed), Mobile Phone/ Ear Phone/Microphone/Pager, Calculator, Camera, Tape Recorder, any metallic item or electronic gadgets etc. are NOT allowed in the examination Room/Hall.

***Diabetic students will be allowed to carry eatables like sugar tablets/fruits (like banana/ apple/orange) and transparent water bottle to the examination hall. However, they will not be allowed to carry packed foods like chocolate/candy/sandwich etc.***

#### 5.4 Code of Conduct for the Candidates of ICAR-AIEEA (UG) 2019

- Print copy of **e-Admit Card** downloaded from NTA website.
- One passport size photograph** (same as uploaded on the Online Application Form) should be taken for pasting on the specific space in the Attendance Sheet at Centre during the Examination. Any one of the **authorized photo IDs** (must be original, valid and non-expired) – PAN card/ Driving License/ Voter ID/ Passport/ Aadhaar Card (With photograph)/ Aadhaar Enrolment No/ Ration Card). **The name on the photo identification must match with the name as shown on the e-Admit Card.**

If the name has been changed due to events such as marriage, candidate must show the relevant document at the time of exam. Marriage Certificate/Divorce/Decree/Legal Name Change Document.

- PwD certificate issued by the Competent Authority, if claiming the relaxation under PwD category.
- The candidates shall report at the Examination Centre two hours before the commencement of the examination** so as to complete the frisking and registration formalities well before time. Registration desk will be closed 30 minutes prior to the examination.

Candidates shall not be permitted to enter in the Examination Center after 08:30 a.m.

The candidates are advised to read the instructions on the e-Admit Card carefully and follow them during the conduct of the examination.

Candidates should take their seat immediately after opening of the Examination Hall. If the candidates do not report in time due to any reason i.e. traffic jam, train/bus delay etc, they are likely to miss some of the general instructions to be announced in the Examination Rooms/Halls. The NTA shall not be responsible for any delay.







- (v) The candidate must show, on demand, the e-Admit Card downloaded/printed from the NTA website for admission in the examination room/hall. The Test Centre Staff on duty is authorized to verify the identity of candidates and may take steps to verify and confirm the identify credentials. Candidates are requested to extend their full cooperation. A candidate who does not possess the valid e-Admit Card shall not be permitted for the examination under any circumstances by the Centre Superintendent.
- (vi) A seat indicating Roll Number will be allotted to each candidate. Candidates should find and sit on their allocated seat only. In case of a candidate who changes room/hall or the seat on his/her own other than the one allotted, candidature shall be cancelled and no plea would be accepted for it.
- (vii) The candidate should ensure that the question paper available on the computer is as per his/her opted subject indicated in the e-Admit Card. In case, the subject of question paper is other than his/her opted subject, the same may be brought to the notice of the Invigilator concerned.
- (viii) Candidates are not allowed to carry any baggage inside the Examination Centre. NTA will not be responsible for any belongings stolen or lost at the premises.

- Candidates are not allowed to carry any textual material, Calculators, Docu Pen, Slide Rules, Log Tables and Electronic Watches with facilities of calculator, printed or written material, bits of papers, mobile phone, Blue-tooth devices, pager or any other electronic gadget/ device etc.
- The candidates are prohibited to bring any kind of electronic gadgets/device in the examination room/hall. If any candidate is found to be in possession of any of the above item, his/her candidature will be treated as cancelled and will also be debarred for future examination(s). The items/material will be seized and the case treated as one of 'unfairmeans'.

- (ix) No candidate, without the special permission of the Centre Superintendent or the Invigilator concerned, will leave their seat or Examination Room/Hall until the full duration of the paper is over. Candidates must follow the instructions strictly as instructed by the Centre Superintendent/Invigilators. Candidates should not leave the room/hall without handing over their rough sheets to the Invigilator on duty in the Room/Hall.
- (x) Smoking, chewing gutka, spitting etc. in the Examination Room/Hall is strictly prohibited.
- (xi) Tea, coffee, cold drinks, snacks or eatables things are not allowed to be taken inside the examination room/hall during examination hours.

Candidates suffering from diabetes are allowed to carry into the examination hall the eatables like sugar tablets / fruits (like banana/apple/ orange) and transparent water bottle. However, they will not be allowed to carry packed foods like chocolate/ candy/sandwich etc.

- (xii) Candidate may approach the Centre Superintendent/Invigilator in the room for any technical assistance, first aid emergency or any other information during the course of examination.
- (xiii) For any queries or issues regarding Computer Based Test, the candidates may contact on Mobile Numbers available on NTA website [www.ntaicar.nic.in](http://www.ntaicar.nic.in).
- (xiv) For those who are unable to appear on the scheduled date of test for any reason, re-test shall not be held by the NTA under any circumstances.**

## 6. Procedure of Declaration of Result





### 6.1 Display of Recorded Responses and Answer Key for Challenges

- The NTA will display Answer Key of the questions on the NTA website [www.nta.ac.in](http://www.nta.ac.in), [www.ntaicar.nic.in](http://www.ntaicar.nic.in) to provide an opportunity to the candidates to challenge the Answer Key. The Answer Keys are likely to be displayed for three days.
- The Candidates will be given an opportunity to make a challenge online against the Answer Key on payment of Rs 1000/- per question challenged as processing charges.
- The NTA will also display the recorded responses of all the candidates on the NTA website prior to declaration of result. The recorded responses are likely to be displayed for three days.
- Decision of NTA on the challenges shall be final and the result will be declared on the basis of final answer keys.

### 6.2 Declaration of Result

- The result of the ICAR-AIEEA (UG)-2019 Examination is likely to be declared by 17 July 2019 and will be placed on ICAR website: [www.icar.org.in](http://www.icar.org.in). No separate intimation will be made to candidates who fail to qualify in this examination. No queries in this regard, whatsoever, will be entertained from such candidates.
- All announcements related to the conduct of Competitive examination including issue of examination notification, e-Admit Card information, raw score would be available at NTA website [www.nta.ac.in](http://www.nta.ac.in), [www.ntaicar.nic.in](http://www.ntaicar.nic.in). **The candidates are advised to be vigilant about the announcements on the NTA websites as the NTA would not be responsible for non-receipt of any information.**
- Single overall merit-rank list shall be prepared by ICAR. In the event of candidates getting equal marks in the Entrance Examination, relative merit will be determined on the basis of marks obtained in the main subjects Mathematics (PCM)/ Biology (PCB)/ Agriculture (ABC/PCA) in AIEEA-UG Examination. In the event of tie again, a candidate, higher in age, would be rated higher in merit. **Category-wise final merit list for counselling shall be prepared based on the reservation category information given by the candidate in Online Application Form.**
- No separate intimation about non-selection in ICAR-AIEEA (UG)-2019 examination and marks obtained therein, will be sent to the candidate and no correspondence (Letter/Fax/E-mail, etc.) in this regard will be entertained.

### 6.3 NTA process of Error and Scoring related Exception Handling

As per ICAR specifications all questions in the test papers are MCQs with only one correct answer. If any anomaly or discrepancy is found during key verification, it shall be addressed in the following manner:

1. If two/three options are found to be correct post challenge or during key verification - Marks to be awarded to only those students who have marked either of the correct.
2. If all options are found to be correct – Full marks to be awarded to all students, who have attempted the question.
3. If none of the options is correct/Question is found to be wrong – all students would be awarded full marks.



#### 6.4 Percentile and Normalization procedure:

- (i) For multi-shift papers, raw marks obtained by the candidates in different shifts/sessions will be converted to NTA Score (percentile).
- (ii) The detailed procedure on NTA Score being adopted is available on Annexure-IX under Normalization procedure based on Percentile Score.
- (iii) In case a subject test is conducted in multi-shifts, NTA Score will be calculated corresponding to the raw marks obtained by a candidate. The calculated NTA Score for the Raw Marks for all the shifts/sessions will be merged for further processing for deciding the allocation.
- (iv) In the events of the percentiles for the multi-shifts being dissimilar / unequal, the lowest will be the eligibility cut-off for that category for all candidates (i.e. all shifts).

For Example: In an the examination held in two shifts, if the 40% marks correspond to a Percentile score of 78 in Shift 1 and 79 in Shift 2, then all those equal to or above 78 percentiles (Percentile score of 100 to 78) in both shifts will become eligible in General Category. Similar method will be adopted for the other categories to determine eligibility cut-offs. In case the examination is held in more number of shifts the same principle shall apply.

#### 6.5 No Rechecking or Re-evaluation Policy

No representation for re-evaluation/re-checking of answer scripts shall be entertained after the declaration of results, because candidates are given opportunity to evaluate their own recorded responses and challenge discrepancies, if any before finalizing final answer key and declaration of the result.

### 7. Instruction to Candidates

#### 7.1 Instructions For Examination

- (i) The e-Admit Card is issued provisionally to the candidate subject to his/her satisfying the eligibility conditions.
- (ii) Candidates are advised to reach the venue at least two hours before the examination so as to complete the frisking and registration formalities well before the time.
- (iii) Candidates who do not possess both e-Admit Card and Aadhaar card or 28 digit Aadhaar Enrolment ID proof or a passport or ration card or driving license or any other valid Govt. Identity card will not be admitted to the Examination Hall under any circumstances.
- (iv) NTA reserves all rights to verify the identity and genuineness of each candidate by any means that is considered appropriate. For verification, candidate may be searched at any time during the examination.
- (v) The examination will start strictly on time and an announcement to this effect will be made by the Invigilator.
- (vi) The candidate must show, on demand, the e-Admit Card for admission in the examination room/hall. A candidate who does not possess the e-Admit Card issued by the NTA shall not be permitted for the examination under any circumstances by the Centre Superintendent.





- (vii) The candidates claiming the relaxation under PwD category must carry with them the copy of PwD certificate.
- (viii) **No candidate, under any circumstances, will be allowed to enter the Examination Centre after the commencement of the examination.**
- (ix) A seat indicating roll number will be allocated to each candidate. Candidate should find out and occupy their allotted seat only. Any candidate found to have changed room or the seat on his/her own other than allotted, his/her candidature shall be cancelled and no plea would be accepted for it.
- (x) No Candidate will be allowed to carry any baggage inside the Examination Centre. NTA will not be responsible for any belongings stolen or lost at the premises.
- (xi) Candidates are not allowed to carry any textual material, Calculators, Docu Pen, Slide Rules, Log Tables, Electronic Watches with facilities of calculator, printed or written material, bits of papers, mobile phone, pager or any other device, except the e-Admit Card, AADHAAR Card or applicable ID proof as described para in 7.1 (viii), inside the Examination Room/Hall. If any candidate is in possession of any of the above items, his/her candidature will be treated as unfair means and his/her current examination will be cancelled & he/she will also be debarred for future examination(s) & the equipment will be seized.
- (xii) Smoking and eating is strictly prohibited in the examination room.
- (xiii) Tea, coffee, cold drinks or snacks are not allowed to be taken into the examination rooms during examination hours.
- (xiv) Approach the Centre Superintendent/Invigilator in the room for any assistance, first aid emergency or any other information during the course of examination.
- (xv) No candidate, without the special permission of the Centre In-charge/Centre Superintendent /Invigilator will leave his/her seat or Examination Room until the full duration of the exam is over i.e. 09.30 a.m. to 12.00 noon Candidates must follow the instructions strictly given by the Centre In-charge/Superintendent/Invigilators.
- (xvi) The candidates, suffering from diabetes, are allowed to carry into the examination hall the eatables like sugar tablets / fruits (like banana/apple/ orange) and transparent water bottle. However, the candidates are not allowed to carry packed foods like chocolate / candy/ sandwich in the examination hall.

## 7.2 Unfair Means/ Code of Conduct

- (i) If Candidates are found to be in possession of any of the following items, their candidature will be treated as cancelled and will be debarred for future examination(s). The items/material will be seized and the case treated as one of 'unfairmeans'.

Any textual material, Calculators, Docu Pen, Slide Rules, Log Tables and Electronic Watches with facilities of calculator, printed or written material, bits of papers, mobile phone, Blue-tooth devices, pager or any other electronic gadget/device etc.

- (ii) Candidates shall maintain perfect silence and attend to their Question Paper only. Any conversation or gesticulation or disturbance in the Examination Room/Hall shall be deemed as misbehavior.
- (iii) Candidates must not obtain or attempt to obtain or give assistance of any kind during the examination. This will entail expulsion and cancellation of candidature for the examination.





- (iv) If a candidate is found using unfair means or impersonating, his/her candidature shall be cancelled and he/she will be liable to be debarred for taking examination either permanently or for a specified period according to the nature of offence.

### 7.3 Counselling

There will be online counseling only. The candidates declared eligible for counseling for the consideration of admission to the Agricultural Universities would be generally larger than the number of seats available, provided they have achieved the minimum prescribed marks to be decided by Competent Authority (DDG, Agricultural Education) to get the sufficient number of candidates for counseling and filling the seats. For OBC, it will be as per Supreme Court directives in this regard. The candidates shall register for online counseling as per counseling instructions given on the ICAR website ([www.icar.org.in](http://www.icar.org.in)). Candidate shall forfeit the claim for admission if they do not register for counseling within specified date and time. Candidates who have not been declared eligible for counseling, shall not be considered for admission on ICAR quota seats in any AU at any stage.

The admission would be granted only when the candidate seeks admission through counselling conducted by ICAR.

### 8. Test Practice Centres (TPCs): (*Annexure - XI*)

The Ministry of Human Resource Development has mandated the NTA to set up, establish and create a network of Test Practice Centres for candidates, especially in remote and rural areas to enable them to practice and be comfortable in taking a Computer Based Test (CBT). This facility will be completely free of cost. Candidates can register online (on NTA website) where they will be provided a convenient TPC near their location to practice on a given computer node. This will facilitate and ease the process of being able to take a Computer Based Test (CBT). The entire experience of using a computer will be close to the actual experience of taking a CBT. All efforts will also be made to provide practice tests and questions so that candidates can familiarize themselves with logging into the system, go through the detailed instructions regarding the test, use the mouse or numeric keyboard on screen (virtual) for attempting each question, scroll down to the next question, navigate between questions, review and edit their options and submit answers

### 9. Procedure for Appearing in Computer Based Test (CBT) (*Annexure - X*)

The major examinations being conducted by NTA will be Computer Based Test (CBT). A CBT requires candidates to sit in front of a computer terminal (node) allocated to them against their Roll number and e-Admit Card. After logging the candidate will get detailed instructions for the examinations. At the designated time of start of examination, the candidates will be able to proceed and see the questions on the computer screen using the computer mouse. Candidates will have the option to change / modify/ edit / answers already entered any time during the examination.





## 10. Correspondence with NTA

All the correspondence should preferably be addressed by e-mail. The email query shall be addressed only if it is not anonymous and contains the name, postal address and contact number of the sender. An email containing vague or general queries and other queries as contained in the Information Bulletin shall not be entertained. Queries shall not be entertained from person claiming to be representatives, associates or officiates of the applicant candidate. The following information shall not be revealed by phone or email:

- a. Internal documentation/status.
- b. Internal decision making process of NTA. Any claim/counter claim thereof.
- c. Dates & venue of internal meetings or name of the staff/officers dealing with it.
- d. Any information which in the opinion of NTA cannot be revealed.

## 11. Common Services Centres/Facilitation Centres (Annexure-VII)

Candidates who are not well conversant to submit the online application due to various constraints, can use the services of Common Services Centre, Ministry of Electronics and Information Technology, Government of India under the Digital India initiatives of Hon'ble Prime Minister. The Common Services Centre (CSC) scheme is a part of the ambitious national e-Governance Plan (NeGP) of Government of India and is managed at each village panchayat level by a Village level Entrepreneur (VLE).

There are more than 1.5 lakhs Common Services Centres (CSC) across the country which will provide the desired support to candidates from urban as well as rural areas in online submission of application form and payment of fee through e-wallet. The list of the Common Services Centre is available on website: [www.csc.gov.in](http://www.csc.gov.in).

## 12. Legal Jurisdiction

All disputes pertaining to the conduct of ICAR-AIEEA (UG) 2019 Examination including Results shall fall within the jurisdiction of Delhi only. Further, any legal question arising out of the Examination shall be entertained only when raised within 30 days from the declaration of result.

The Director (Administration) of the NTA shall be the official by whose designation the NTA may sue or be sued.

**Note:** Students are severely warned not to indulge in any kind of ragging inside or outside the campus of any educational institution. Severe disciplinary/criminal action will be taken by the concerned Institution against the students/persons found to be indulging in ragging.





LIST OF EXAMINATION CITY CENTRES

State	Sl. No.	City
BIHAR	1	ARRAH
	2	BHAGALPUR
	3	MUZAFFARPUR
	4	PATNA
JHARKHAND	5	JAMSHEDPUR
	6	RANCHI
ODISHA	7	BEHRAMPUR (GANJAM)
	8	BHUBANESWAR
	9	SAMBALPUR
ANDAMAN & NICOBAR	10	PORT BLAIR
ARUNACHAL PRADESH	11	NAHARLAGUN/ITANAGAR
ASSAM	12	GUWAHATI
	13	JORHAT
	14	SILCHAR
MANIPUR	15	IMPHAL
MEGHALAYA	16	SHILLONG
MIZORAM	17	AIZAWL
NAGALAND	18	KOHIMA
SIKKIM	19	GANGTOK
WEST BENGAL	20	ASANSOL
	21	KOLKATA
	22	SILIGURI
CHANDIGARH (UT)	23	CHANDIGARH/MOHALI
DELHI/NEW DELHI	24	DELHI
HARYANA	25	HISSAR
	26	KARNAL
HIMACHAL PRADESH	27	KANGRA
	28	SOLAN
JAMMU & KASHMIR	29	JAMMU
	30	SRINAGAR
PUNJAB	31	BHATINDA
	32	LUDHIANA
RAJASTHAN	33	AJMER
	34	BIKANER
	35	JAIPUR
	36	JODHPUR
	37	KOTA
	38	SIKAR

UTTAR PRADESH	39	UDAIPUR
	40	AGRA
	41	ALLAHABAD
	42	BAREILLY
	43	KANPUR
	44	LUCKNOW
UTTARAKHAND	45	VARANASI
	46	DEHRADUN
ANDHRA PRADESH	47	HALDWANI
	48	TIRUPATHI
	49	VIJAYAWADA
KARNATAKA	50	VISAKHAPATNAM
	51	BENGALURU
	52	GULBARGA
	53	HUBLI
TELANGANA	54	SHIVAMOGGA
	55	HYDERABAD
	56	KARIMNAGAR
	57	WARANGAL
KERALA	58	ALAPPUZHA
	59	IDUKKI
	60	KANNUR
	61	KOZHIKODE
	62	PLAKKAD
	63	THIRUVANANTHAPURAM
	64	THRISSUR
TAMIL NADU	65	CHENNAI
	66	COIMBATORE
	67	MADURAI
	68	SALEM
GOA	69	PANAJI
GUJARAT	70	ANAND
	71	MEHSANA
	72	RAJKOT
	73	SURAT
MAHARASHTRA	74	JALGAON
	75	KOLHAPUR
	76	MUMBAI
	77	NAGPUR
	78	NANDED
	79	PUNE



CHHATTISGARH	80	BILASPUR
	81	RAIPUR
MADHYA PRADESH	82	BHOPAL
	83	GWALIOR
	84	INDORE
	85	JABALPUR
	86	SAGAR
	87	SATNA

**Note:**

1. The exact name/location of Examination venue in the Examination city centre will be notified later along with the Roll Number in accordance with the Application Number and Date of Birth and shall be available on NTA website [www.nta.ac.in](http://www.nta.ac.in), [www.ntaicar.nic.in](http://www.ntaicar.nic.in).
2. NTA may change/shift the examination city Centre opted by the candidate to another nearby centre, if number of candidates are more at any city Centre.



**DOMICILE STATE/UTs CODES**

Sl. No.	Name of the State/UT	Code Number
1.	Andaman & Nicobar Islands (U.T.)	01
2.	Andhra Pradesh	02
3.	Arunachal Pradesh	03
4.	Assam	04
5.	Bihar	05
6.	Chandigarh (U.T.)	06
7.	Chhattisgarh	07
8.	Dadra & Nagar Haveli (U.T.)	08
9.	Daman & Diu (U.T.)	09
10.	Delhi (U.T.)	10
11.	Goa	11
12.	Gujarat	12
13.	Haryana	13
14.	Himachal Pradesh	14
15.	Jammu & Kashmir	15
16.	Jharkhand	16
17.	Karnataka	17
18.	Kerala	18

Sl. No.	Name of the State/UT	Code Number
19.	Lakshadweep (U.T.)	19
20.	Madhya Pradesh	20
21.	Maharashtra	21
22.	Manipur	22
23.	Meghalaya	23
24.	Mizoram	24
25.	Nagaland	25
26.	Odisha	26
27.	Puducherry (U.T.)	27
28.	Punjab	28
29.	Rajasthan	29
30.	Sikkim	30
31.	Tamil Nadu	31
32.	Tripura	32
33.	Uttarakhand	33
34.	Uttar Pradesh	34
35.	West Bengal	35
36.	Telangana	36





**Degree Programmes for Admission in ICAR AIEEA (UG) 2019**

Subject Code No.	Degree Programme for Admission
01	B.Sc. (Hons.) Agriculture
02	B.Sc. (Hons.) Horticulture
03	B.F.Sc.
04	B.Sc. (Hons.) Forestry
05	B.Sc. (Hons.) Community Science
06	Food Nutrition and Dietetics*
07	B.Sc. (Hons.) Sericulture
08	B. Tech. Agricultural Engineering
09	B. Tech. Dairy Technology
10	B. Tech. Food Technology
11	B. Tech. Bio- Technology

\* Subject to accreditation by National Agricultural Education Accreditation Board.



**Eligibility Qualifications at 10+2 Examination for Degree Programmes**

Code No	Degree Programme for Admission	Subjects which the candidate must have passed in 10+2 Examination	Subjects to be attempted in the Entrance Examination
01	B.Sc. (Hons.) Agriculture	PCB/PCMB/ PCM/Inter-Agriculture	PCB/PCM/PCA/ABC
02	B.Sc. (Hons.) Horticulture	PCB/PCMB/PCM/Inter-Agriculture	PCB/PCM/PCA/ABC
03	B.F.Sc.	PCB/PCMB/ Inter-Agriculture	PCB/PCA/ABC
04	B.Sc. (Hons.) Forestry	PCB/PCMB/ Inter-Agriculture	PCB/PCA/ABC
05	B.Sc. (Hons.) Community Science	PCB/ PCMB/ PCM	PCB/PCM
06	Food Nutrition and Dietetics*	PCB/ PCMB/ PCM	PCB/PCM
07	B.Sc. (Hons.) Sericulture	PCB/ PCMB/ PCM	PCB/PCM
08	B. Tech. Agricultural Engineering	PCM/ PCMB	PCM
09	B. Tech. Dairy Technology	PCM/PCMB	PCM
10	B. Tech. Food Technology	PCM/PCMB	PCM
11	B. Tech. Bio- Technology	PCM/PCMB/PCB	PCM/PCB

\* Subject to accreditation by National Agricultural Education Accreditation Board.

P= PHYSICS  
B= BIOLOGY  
A= AGRICULTURE

C= CHEMISTRY  
M= MATHEMATICS

**Note:** As per the V Deans Committee Report, Agril. Marketing & Co-operation subject has been dropped for Admission to UG degree programme through ICAR- AIEEA-UG w.e.f. the Academic Session 2017-18.





## CODES FOR CLASS XII SCHOOL EDUCATION BOARDS/COUNCILS

S. No.	Education Boards/Council	Code
1.	Andhra Pradesh Board of Intermediate Education	01
2.	Assam Higher Secondary Education Council	02
3.	Bihar Intermediate Education Council	03
4.	Central Board of Secondary Education	04
5.	Chhattisgarh Madhyamik Shiksha Mandal	05
6.	Council for the Indian School Certificate Examinations	06
7.	Goa Board of Secondary and Higher Secondary Education	07
8.	Gujarat Secondary Education Board	08
9.	Haryana Board of School Education	09
10.	H.P. Board of School Education	10
11.	J&K State Board of School Education	11
12.	Jharkhand Academic Council	12
13.	Karnataka Board of School Education	13
14.	Kerala Board of Public Examinations	14
15.	Madhya Pradesh Board of Secondary Education	15
16.	Maharashtra State Board of Secondary and Higher Secondary Education	16
17.	Manipur Council of Higher Secondary Education	17
18.	Meghalaya Board of Secondary Education	18
19.	Mizoram Board of School Education	19
20.	Nagaland Board of School Education	20
21.	Orissa Council of Higher Secondary Education	21
22.	Punjab School Education Board	22
23.	Rajasthan Board of Secondary Education	23
24.	Tamil Nadu Board of Higher Secondary Education	24
25.	Tripura Board of Secondary Education	25
26.	U.P. Board of High School & Intermediate Education	26
27.	Uttarakhand Board of High School & Intermediate Education	27
28.	West Bengal Council of Higher Secondary Education	28
29.	National Open School	29
30.	Other Boards (Not specified above)	30
31.	Telangana Board of Secondary Education	31

**NOTE:** In case any particular Board is not recognized or has been derecognized by some University, NTA/ICAR will not be responsible for admitting students of that Board in the Universities not willing to admit such candidates.







## ANNEXURE VI

**Processing charges & Goods and Service Taxes (GST) and Procedure for Payment of Fee****Mode of Payment of Fee/ Service Provider and Service/Processing charges & GST**

After completing Step-2 of Online Application Form, candidates may remit the examination fee (Step -3) by choosing any of the following options:

(i) **Online Mode i.e. Debit/ Credit card, Net Banking and Unified Payment Interface (UPI) in SBI Bank or ICICI Bank or HDFC Bank or Syndicate Bank:**

- Check the validity of the Debit/ Credit Card and keep it ready with you while logging on to website for submitting application form. Candidate should enter the information asked for and make payment through Debit/ Credit Card.
- Through Net Banking, check the balance in your account and keep all credentials ready with you while logging on to website for submitting application form. Candidate should make payment through Net Banking using instruction by Payment Gateway.

(ii) **Cash Deposit through e-challan at SBI/Syndicate Bank Branches only:**

Print e-Challan on A4 size paper from SBI/Syndicate MOPS page which will contain NTA's required information in addition to Bank reference No. and visit any of the SBI/Syndicate Banks branches in India and deposit amount mentioned in e-Challan.

**Please select any Mode of Payment/Service Provider (Service/Processing charges per transaction & GST (applicable @ 18 %) to be paid by the candidate):**

S. No.	Mode of Payment	ICICI BANK		HDFC BANK		SYNDICATE BANK		STATE BANK OF INDIA	
1	Net Banking	ICICI	NIL Charge	HDFC	NIL Charge	Syndicate Bank	NIL Charge	SBI	Rs 5.00+GST
		Other Banks	4.00 + GST	Other Banks	4.00 + GST	Other Banks	4.00 + GST	Other Banks	
2	All Debit Card	ICICI or Other Banks	Nil Charge	HDFC or Other Banks	Nil Charge	Syndicate Bank or Other Banks	Nil Charge	Nil	
3	Credit Card	Domestic	0.40% of Fee + GST	Domestic	0.40% of Fee + GST	Domestic	0.40% of Fee + GST	Domestic	0.80% of Fee+GST (Minimum Rs 11/-)
		International	2.35% OF Fee+ GST	International	2.35% OF Fee+ GST	International	2.35% of Fee+ GST	International	3.50% of Fee+GST (Minimum Rs 11/-)
4	Unified Payment Interface (UPI)	Nil Charge		Nil Charge		Nil Charge		Nil	
5	Cash Deposit through e Challan	Not available		Not available		Yes (charges Nil Charge)		Yes	
		PAY USING ICICI		PAY USING HDFC		PAY USING SYNDICATE		PAY USING SBI	

**Note: In case, the fee payment status is not 'OK' the candidates are advised as following:-**

- (i) If the fee is paid through e-challan by depositing cash in SBI or Syndicate Bank, the candidate should contact the concerned bank immediately to ensure update his/her fee status on the website.
- (ii) If the fee is paid through credit/debit card and status is not OK, it means the transaction is cancelled. Therefore, such candidates have to pay the fee once again and ensure the OK fee status.
- (iii) For cancelled transactions, the amount will, automatically, be refunded by the concerned Bank to concerned credit/debit card within **15 days of last date of submission of Application Form.**



**Helpdesk: For any transaction related queries/ inquiry, please contact at:**

**(a) If Paying using ICICI Bank:**

Level	Name	Email ID	Contact Number
1	Helpdesk	<a href="mailto:khushboo.kuma@icicibank.com">khushboo.kuma@icicibank.com</a>	+91-7042697803
2	Ms. Khushboo Kumari	<a href="mailto:khushboo.kuma@icicibank.com">khushboo.kuma@icicibank.com</a>	+91-7042697803
3	Customer Care	<a href="mailto:customercare@icicibank.com">customercare@icicibank.com</a>	01133667777 / 01144455000
4	Through SMS	<a href="mailto:customercare@icicibank.com">customercare@icicibank.com</a>	+91-7042697803

**(b) If Paying using HDFC Bank:**

Level	Name	Email ID	Contact Number
1	Vikram Singh	--	09799810080
2	Shri Ripon Bhattacharjee	<a href="mailto:ripon.bhattacharjee@hdfcbank.com">ripon.bhattacharjee@hdfcbank.com</a>	09625031697
3	Shri Achin Lamba	<a href="mailto:achin.lamba@hdfcbank.com">achin.lamba@hdfcbank.com</a>	09625048643

**(c) If Paying using Syndicate Bank:**

Level	Name	Email ID	Contact Number
1	Helpdesk	<a href="mailto:pgsupport@billdesk.com">pgsupport@billdesk.com</a>	0120 2400850/ 01202400851
2	Complaint Management Services	<a href="mailto:ro.noida@syndicatebank.co.in">ro.noida@syndicatebank.co.in</a>	(0120) 2400853
3	Customer Care	<a href="mailto:roit.noida@syndicatebank.co.in">roit.noida@syndicatebank.co.in</a>	9971262371
4	Through SMS	<a href="mailto:roit.noida@syndicatebank.co.in">roit.noida@syndicatebank.co.in</a>	

**(d) If Paying using SBI Bank:**

Level	Name	Email ID	Contact Number
1	Helpdesk	<a href="http://cms.onlinesbi.com/CMS/">http://cms.onlinesbi.com/CMS/</a>	1800112211(24*7) 18004253800(24*7)
2	Helpdesk	<a href="mailto:Sbi.05222@sbi.co.in">Sbi.05222@sbi.co.in</a>	0120-2497771 +91 7696986890
3	Customer Care	<a href="mailto:agmcustomer.lhodel@sbi.co.in">agmcustomer.lhodel@sbi.co.in</a>	(011)23407121/ 23407657/ 23407447/ 23407480
4	Through SMS	<a href="#">UNHAPPY (add text)</a>	8008202020



### COMMON SERVICES CENTRES/FACILITATION CENTRES

Candidates, who are not well conversant to submit the online application due to various constraints, can use the services of Common Services Centre, Ministry of Electronics and Information Technology, Government of India under the Digital India initiatives of Hon'ble Prime Minister. The Common Services Centre (CSC) scheme is a part of the ambitious national e-Governance Plan (NeGP) of Government of India and is managed at each village panchayat level by a Village level Entrepreneur (VLE)


There are more than 1.5 lakhs Common Services Centres (CSC) across the country which will provide the desired support to candidates from urban as well as rural areas in online submission of Application Form and payment of fee through e-wallet. The list of the Common Services Centre is available on website: [www.csc.gov.in](http://www.csc.gov.in).

**The Common Services Centre will be providing following services on the rates indicated against each:**


S. No.	Services	Service Charges per transaction (GST applicable @ 18%)
1	Preparing e-mail, Submission of Application form & Printout till Fee Payment (Including uploading of Scanned Images )	Rs 25/-+GST
2	Uploading of Scanned Images only	Rs 10/-+GST
3	On line payment of Fee	Rs 0.5% of Fee +GST
4	Downloading of Admit Card/ OMR Answer Sheet/Answer Key	Rs 10+GST
5	Online claim for Responses/ Answer Key	Rs 25+GST
6	Printout per page	Rs 5+GST

**Note:** To know nearest Common Services Centre, please open link - <http://gis.csc.gov.in/locator/csc.aspx>

**Replica of ICAR AIEEA (UG) 2019 Application Form**

  
Ministry of Human Resource Development

INDIAN COUNCIL OF AGRICULTURAL RESEARCH  
ICAR'S ALL INDIA ENTRANCE EXAMINATION FOR  
ADMISSION  
AIEEA (UG)-2019

  
NATIONAL TESTING AGENCY  
COUNSELLING & ADMISSION

Home

NEW CANDIDATE REGISTRATION

Steps to apply online

Apply for Online Registration

Fill Online Application Form

Upload Scanned Photo & Signature

Pay Examination Fee

Download Confirmation Page

Application Form : AIEEA (UG)-2019

APPLY

ONLY REGISTERED CANDIDATES SIGN IN

Application Form : AIEEA (UG)-2019

Application No :

Password :

Enter Security Pin :

Security Pin : 216285

SIGN IN

Forgot Password ?

Forgot Application No ?

Disclaimer: This site is designed and hosted by NIC eCounselling division and the contents are provided by NTA. For any further information, please contact to NTA. (Ver 1.0.136.3.0)

ONLY REGISTERED CANDIDATES SIGN IN

Application Form : AIEEA (UG)-2019

Application No :

Password :

Enter Security Pin :

Security Pin : 5V8Q71

SIGN IN

Forgot Password ?

Forgot Application No ?





Registration
Application Form
Image Upload
Fee Payment

**Instructions and Procedure for online submission of Application Form**

[Download Information Bulletin](#)

- Please read the instructions, procedure and Information Bulletin carefully before you start filling the Application Form.
- Candidate can apply for AIEEA (UG)-2019 'ON-LINE' only through official website ([www.ntaicar.nic.in](http://www.ntaicar.nic.in)).
- Please ensure your eligibility as per the criteria laid down for AIEEA (UG)-2019.
- Examination Fees**  
The fee (in Indian Rupees) for AIEEA (UG)-2019 is as follows:

EXAMINATION FEE DETAIL		
Apply For	General/Unreserved, Other Backward Classes (OBC)-(NCL)* & UPS**/ EWS***	SC/ST/PwD/ Transgender
Fee payable for AIEEA (UG)-2019	Rs. 700/-	Rs. 350/-
Service Charges & Service Taxes (as applicable) will be charged extra by the Bank		

- The fee is to be submitted through Net Banking/Debit/Credit Card/UPI/e-Challan facility.
- Application Procedure: Steps to be followed to apply online**
  - Registration for Online Application Form** and note down system generated **Application Number**. The candidate should supply all the details while filling the Online Application Form and is also required to create **PASSWORD** and choose **Security Question** and enter his/her Answer. After successful submission of the personal details, Application number will be generated and it will be used to complete the remaining Steps of the Application Form and will also be required for all future correspondence. For subsequent logins, candidate will be able to login directly with the respective system generated **Application Number** and created **Password**.
  - Complete the Application Form** Candidate can login with the system generated Application Number and created Password for completing the Application Form.
  - Upload Scanned Images of Candidate Photograph, Signature and Thumb :**
    - Scanned photograph and signature should be in JPEG/JPG format.
    - Size of scanned photograph should be between 10 kb to 200 kb.
    - Size of scanned signature should be between 4 kb to 30 kb.
    - Size of scanned thumb should be between 3 kb to 30 kb.
    - The photograph should be coloured or black/white (but clear contrast).**

**Note:** Upload the correct Photograph, Signature and Thumb as the facility for correction in images will not be given.
  - Pay Examination Fee using Net Banking/Debit/Credit Card/UPI/e-Challan :**  
Payment by Debit/Credit Card/Net Banking/e-Challan: The candidate has to select Debit/Credit Card/Net Banking option to pay the application fee and follow the online instruction to complete the payment of fee. After successful payment, candidate will be able to print the Confirmation Page. In case the Confirmation Page is not generated after payment of fee then the transaction is cancelled and amount will be refunded to the candidate's account. However the candidate has to make another transaction, in case the Confirmation Page is not generated.
- Important Instructions about PASSWORD**  
During registration, candidate will be required to choose **PASSWORD** and **Security Question** and its Answer. Candidate is advised to remember his/her password for all future logins. The Password must be as per the following Password policy.
  - Password must be 8 to 12 character long.
  - Password must have at least one Upper case alphabet.
  - Password must have at least one Lower case alphabet.
  - Password must have at least one numeric value.
  - Password must have at least one special characters eg. !@#%&\*^&quot;.

For subsequent logins, candidate will be able to login directly with his/her respective system generated Application Number and the chosen Password. Candidate is advised not to disclose or share his/her password with anybody. Neither NTA nor NIC will be responsible for violation or misuse of the password of a candidate. Candidate can change his/her passwords after login, if desired. Candidate should remember to log out at the end of his/her session so that the particulars of the candidate cannot be tampered or modified by unauthorized persons.
- How to reset your Password :** The following options are available to reset Password
  - Using Security Question & its Answer you chosen during Form filling.
  - Using a verification code sent via text message (SMS) to your Registered Mobile No.
  - Using a reset link sent via Email to your Registered Email address.
- The Application Number printed on the computer generated Confirmation Page must be mentioned in all such correspondences. It is therefore essential to note down the application number printed on the Confirmation Page.

**NOTE:** Please fill the Application Form carefully as the facility for Correction will not be given.

☐ I have downloaded Information Bulletin, read and understood all the instructions.

[Click here to Proceed](#)



INDIAN COUNCIL OF AGRICULTURAL RESEARCH  
ICAR'S ALL INDIA ENTRANCE EXAMINATION FOR  
ADMISSION



### AIEEA (UG)-2019

Home

**Registration Form**

**Personal Details**

Candidate's Name : KAILASH SINGH  
 Mother's Name : SATI SINGH  
 Type of Identification : Other Valid Govt Identity with photograph  
 Other Valid Govt Identity with photograph : ABCD1234

Father's Name : SHIV SINGH  
 Date of Birth : 27 March (03) 1997  
 Gender : Male

**Permanent Address**

Address : TYPE A SJVNL COLONY  
 City/Town/Village : BLOCK A  
 District : SHIMLA  
 Email Address : manralikelly90@gmail.com  
 STD code with Telephone No (Optional) :

Locality(Optional): SET NO. 74  
 State : HIMACHAL PRADESH  
 Pin Codes : 172201  
 Mobile Number (+91): 7982342602

**Choose Password**

Password : \*\*\*\*\*  
 Confirm Password : \*\*\*\*\*  
 Security Question : Which is your favourite book ?  
 Security Answer : \*\*\*\*\*

**Security Pin**

Enter security pin (case sensitive) : C9P931  
 Security Pin : C9P931

**SUBMIT**

Disclaimer: This site is designed and hosted by NIC eCounselling division and the contents are provided by NTA. For any further information, please contact to NTA. (Ver 1.0.136.3.0)

**Review Page - Online Registration Form**

Review the following particulars carefully. If you would like to change any particulars entered, you may do so by pressing 'EDIT REGISTRATION FORM' button or press 'FINAL SUBMIT' button for final submission.

**Personal Details**

Candidate's Name : KAILASH SINGH  
 Mother's Name : SATI SINGH  
 Type of Identification : Other Valid Govt Identity with photograph  
 Other Valid Govt Identity with photograph : ABCD1234

Father's Name : SHIV SINGH  
 Date of Birth : 27-03-1997  
 Gender : Male

**Permanent Address**

Address : TYPE A SJVNL COLONY  
 City/Town/Village : BLOCK A  
 District : SHIMLA  
 Email Address : manralikelly90@gmail.com  
 STD code with Telephone No (Optional) :

Locality(Optional): SET NO. 74  
 State : HIMACHAL PRADESH  
 Pin Codes : 172201  
 Mobile Number (+91): 7982342602

**Account Details**

Security Question : Which is your favourite book ?  
 Security Answer : (Not shown due to security reasons)  
 Password : (Not shown due to security reasons)

**Parameters should be verified**

Kindly verify all the parameters listed below very carefully. Once submitted Registration Form finally, no option will be provided for correction in any parameters.

I have verified :  
☐ My Name ☐ Father Name ☐ Mother Name ☐ Date of Birth ☐ Gender ☐ Address  
☐ Mobile Number ☐ Email ID

**Declaration**

I hereby declare that all the particulars given by me in this form are true to the best of my knowledge and belief and any mistake / misinformation, detected at the time of admission or at any stage in future, will result in the cancellation of admission. I have read and understood the procedures. I shall abide by terms and conditions thereon.

☐ I Agree

**EDIT REGISTRATION FORM** **FINAL SUBMIT**

Disclaimer: This site is designed and hosted by NIC eCounselling division and the contents are provided by NTA. For any further information, please contact to NTA. (Ver 1.0.136.3.0)





Home

**Review Page - Online Registration Form**

Review the following particulars carefully. If you would like to change any particulars entered, you may do so by pressing 'EDIT REGISTRATION FORM' button or press 'FINAL SUBMIT' button for final submission.

**Personal Details**

Candidate's Name: KAILASH SINGH      Father's Name: SHIV SINGH  
Mother's Name: SATI SINGH      Date of Birth: 27-03-1997  
Type of Identification: Other Valid Govt Identity with photograph      Gender: Male  
Other Valid Govt Identity with photograph: ABCD1234

**Permanent Address**

Address: TYPE A SJWNL COLONY      Locality(Optional): SET NO. 74  
City/Town/Village: BLOCK A      State: HIMACHAL PRADESH  
District: SHIMLA      Pin Code: 172201  
Email Address: manrakelly90@gmail.com      Mobile Number (+91): 9882342602  
STD code with Telephone No(Optional): --

**Account Details**

Security Question: Which is your favourite book?      Security Answer: (Not shown due to security reasons)      Password: (Not shown due to security reasons)

**Parameters checked to be verified**

Kindly verify all the parameters listed below very carefully. Once submitted Registration Form finally, no option will be provided for correction in any parameters.

I have verified: ☐ My Name ☐ Father Name ☐ Mother Name ☐ Date of Birth ☐ Gender ☐ Address  
☐ Mobile Number ☐ Email ID

**Declaration**

I hereby declare that all the particulars given by me in this form are true to the best of my knowledge and belief and any mistake / misinformation, detected at the time of admission or at any stage in future, will result in the cancellation of admission. I have read and understood the procedures. I shall abide by terms and conditions thereon.

☐ I Agree

[EDIT REGISTRATION FORM](#) [FINAL SUBMIT](#)

Disclaimer: This site is designed and hosted by NIC eCounselling division and the contents are provided by NTA. For any further information, please contact to NTA. (Ver 1.0.136.3.0)

Home

**Review Page - Online Registration Form**

Review the following particulars carefully. If you would like to change any particulars entered, you may do so by pressing 'EDIT REGISTRATION FORM' button or press 'FINAL SUBMIT' button for final submission.

**Personal Details**

Candidate's Name: KAILASH SINGH      Father's Name: SHIV SINGH  
Mother's Name: SATI SINGH      Date of Birth: 27-03-1997  
Type of Identification: Other Valid Govt Identity with photograph      Gender: Male  
Other Valid Govt Identity with photograph: ABCD1234

**Permanent Address**

Address: TYPE A SJWNL COLONY      Locality(Optional): SET NO. 74  
City/Town/Village: BLOCK A      State: HIMACHAL PRADESH  
District: SHIMLA      Pin Code: 172201  
Email Address: manrakelly90@gmail.com      Mobile Number (+91): 9882342602  
STD code with Telephone No(Optional): --

**Account Details**

Security Question: Which is your favourite book?      Security Answer: (Not shown due to security reasons)      Password: (Not shown due to security reasons)

**Parameters checked to be verified**

Kindly verify all the parameters listed below very carefully. Once submitted Registration Form finally, no option will be provided for correction in any parameters.

I have verified: ☐ My Name ☐ Father Name ☐ Mother Name ☐ Date of Birth ☐ Gender ☐ Address  
☐ Mobile Number ☐ Email ID

**Declaration**

I hereby declare that all the particulars given by me in this form are true to the best of my knowledge and belief and any mistake / misinformation, detected at the time of admission or at any stage in future, will result in the cancellation of admission. I have read and understood the procedures. I shall abide by terms and conditions thereon.

☒ I Agree

[EDIT REGISTRATION FORM](#) [FINAL SUBMIT](#)





INDIAN COUNCIL OF AGRICULTURAL RESEARCH  
ICAR'S ALL INDIA ENTRANCE EXAMINATION FOR  
ADMISSION  
AIEEA (UG)-2019



Home Change Password Logout

Welcome **KAILASH SINGH** Application No: **191310000003**

Registration Application Form Upload Image Fee Payment

Step 1 View Registration Form  
Step 2 Complete Application Form  
Step 3 Upload Images  
Step 4 Pay Examination Fee

Verify Your Mobile Number  
Verify Your Email ID

**Application Status**

Registration Form	Completed
Application Form	Incomplete
Image Uploaded	Incomplete
Application Fee payment	Incomplete

You have Completed Registration Form. Please note down the Application Number for future references.

**Application Number: 191310000003**

Fill the Application Form by clicking on button as shown below.

**Complete Application Form**

Disclaimer: This site is designed and hosted by NIC eCounselling division and the contents are provided by NTA. For any further information, please contact to NTA. (Ver 1.0.136.3.0)



INDIAN COUNCIL OF AGRICULTURAL RESEARCH  
ICAR'S ALL INDIA ENTRANCE EXAMINATION FOR  
ADMISSION  
AIEEA (UG)-2019



Home Change Password Logout

Welcome **KAILASH SINGH** Application No: **191310000003**

Registration Application Form Upload Image Fee Payment

Personal Details

Candidate's Name: **KAILASH SINGH**  
Date of Birth: **27** / **03** / **1997**  
Gender: **Male**  
Father's Name: **SHIV SINGH**  
Mother's Name: **SATI DEVI**  
Domicile: **HIMACHAL PRADESH**  
Category: **General**  
Are you belong Under Privileged States/UT (UPSE): **No**  
Person with Disability (PwD): **No**  
Place of Residence: **Town**  
Nationality: **Indian**  
Type of Institute: **Private**

Apply For

Apply For: **AIEEA (UG)-2019**  
Major Subject Group Studied at 12th Standard: **Biology**  
Subject to be attempted in exam: **PCB**  
1st Choice for Exam City: **AGRA (UTTAR PRADESH)**  
2nd Choice for Exam City: **AJMER (RAJASTHAN)**  
3rd Choice for Exam City: **JABALPUR (MADHYA PRADESH)**  
4th Choice for Exam City: **JAIPUR (RAJASTHAN)**

Details of Academic Qualification

Qualification	Pass Status	Course/Stream Name	Name of the University/Board	Year of Passing/appearing	Result Mode	Marks Detail	RollNo	Institute Name & Address
10th or equivalent	Passed	10th	CENTRAL BOARD OF SECONDARY EDUCATION	2015	Percentage	Obtained Marks : 400 Total Marks : 500 Marks (%) : 80.00	1234	ABC SCHOOL
12th or equivalent	Passed	Class 12th	CENTRAL BOARD OF SECONDARY EDUCATION	2018	Percentage	Obtained Marks : 420 Total Marks : 500 Marks (%) : 84.00	4562	BC SCHOOL

Other Details

Visible Marks on body : **CUT MARK ON FOREHEAD**

Security Pin

Enter security pin (case sensitive) : **3HV379**  
Security Pin : **3HV379**

**RESET**

**SUBMIT**

Disclaimer: This site is designed and hosted by NIC eCounselling division and the contents are provided by NTA. For any further information, please contact to NTA. (Ver 1.0.136.3.0)



Home Change Password Logout

Welcome KAILASH SINGH

Registration Application Form Upload Image Fee Payment

Step 1 View Registration Form  
Step 2 View Application Form  
Step 3 Upload Images  
Step 4 Pay Examination Fee

Verify Your Mobile Number  
Verify Your Email ID

**Application Status**

Registration Form	Completed
Application Form	Completed
Image Uploaded	Incomplete
Application Fee payment	Incomplete

You have completed step 2 of Online Application Form.

If you want to edit filled Application Form then click 'Edit Application Form' button shown below. Otherwise proceed for uploading of scanned images by clicking 'Upload Images' button to complete step 3. After uploading of images, you will not be able to edit the filled Application Form data.

Edit Application Form Upload Images

Disclaimer: This site is designed and hosted by NIC eCounselling division and the contents are provided by NTA. For any further information, please contact to NTA. (Ver 1.0.136.3.0)




Welcome KAILASH SINGH

Registration Application Form Upload Image Fee Payment

Upload Scanned Files

Please upload the following Scanned Files carefully in JPG format only.

1. Photograph: Size must be between 10KB to 200KB.
2. Thumb: Size must be between 4KB to 30KB.
3. Signature: Size must be between 4KB to 30KB.

S.N	Type of File	Preview	Display
1	Photograph	C:\Users\jhg\Downloads\ Browse...	
2	Thumb	C:\Users\jhg\Downloads\ Browse...	
3	Signature	C:\Users\jhg\Downloads\ Browse...	

Security Pin

Enter Security Pin (case sensitive) : 7EK339

Security Pin : 7EK339

☒ I have verified Uploaded Images carefully

UPLOAD

Disclaimer: This site is designed and hosted by NIC eCounselling division and the contents are provided by NTA. For any further information, please contact to NTA. (Ver 1.0.136.3.0)


[Home](#) [Change Password](#) [Logout](#)

Welcome: **KAILASH SINGH**

Registration **Application Form** Upload Image Fee Payment

Step 1 View Registration Form  
Step 2 View Application Form  
Step 3 View Uploaded Images  
Step 4 Pay Examination Fee

Verify Your Mobile Number  
Verify Your Email ID

Application Status	
Registration Form	Completed
Application Form	Completed
Image Uploaded	Completed
Application Fee payment	Incomplete

You have completed step 3 of Application Form for Indian Council of Agricultural Research ICAR'S All India Entrance Examination for Admission AIEEA (UG)-2019.  
The processing of application form will be completed only after the payment of fee.

[Edit Application Form](#) [Edit Uploaded Images](#)

Disclaimer: This site is designed and hosted by NIC eCounselling division and the contents are provided by NTA. For any further information, please contact to NTA. (Ver 1.0.136.3.0)

[Home](#) [Change Password](#) [Logout](#)

Welcome: **KAILASH SINGH**

Registration Application Form Upload Image Fee Payment

Mode of Payment

**Activity : Examination Fee Payment**

Select Mode of Payment

☐ Online Payment ☒ Using Real time E-Challan

[PROCEED FOR PAYMENT](#)

**Note:** Examination fee can be deposited through Debit/Credit Card/Net Banking/e-Challan

Disclaimer: This site is designed and hosted by NIC eCounselling division and the contents are provided by NTA. For any further information, please contact to NTA. (Ver 1.0.136.3.0)

CARDS NET BANKING UPI

Pay using

For Maestro cards, please enter Expiry Date and CVV no. if available or else ignore and proceed.

\* Credit card ☒ Debit card

Select Credit Card Option : --Select--

[PAY NOW](#)  
[Cancel](#)

Your transaction is processed through a secure 2048 bit https internet connection based on secure socket layer technology. For security purposes, your following details have been logged:  
IP address 220.227.168.115 and access time Thu Mar 14 16:48:28 IST 2019.

© 2019 TechProcess Payment Services Ltd. (Part of Ingenico Group) All rights reserved.



**National Testing Agency (NTA)**  
**Procedure to be adopted for compilation of NTA scores for multi session Papers**  
**(Normalization procedure based on PERCENTILE SCORE)**

NTA may conduct examinations on multiple dates, generally in two sessions per day. The candidates will be given different sets of questions per session and it is quite possible that in spite of all efforts of maintaining equivalence among various question papers, the difficulty level of these question papers administered in different sessions may not be exactly the same. Some of the candidates may end up attempting a relatively tougher set of questions when compared to other sets. The candidates who attempt the comparatively tougher examination are likely to get lower marks as compared to those who attempt the easier one. In order to overcome such a situation, “**Normalization procedure based on Percentile Score**” will be used for ensuring that candidates are neither benefitted nor disadvantaged due to the difficulty level of the examination. With the objective of ensuring that a candidate’s true merit is identified, and that a level playing field is created in the above context, the Normalization Procedure, set out below shall be adopted, for compiling the NTA scores for multi session papers.

**The process of Normalization is an established practice for comparing candidate scores across multi session papers and is similar to those being adopted in other large educational selection tests conducted in India. For normalization across sections, NTA shall use the percentile equivalence.**

**Percentile Scores:** Percentile scores are scores based on the relative performance of all those who appear for the examination. Basically the marks obtained are transformed into a scale ranging from 100 to 0 for each session of examinees.

**The Percentile Score indicates the percentage of candidates that have scored EQUAL TO OR BELOW (same or lower raw scores) that particular Percentile in that examination. Therefore the topper (highest score) of each session will get the same Percentile of 100 which is desirable. The marks obtained in between the highest and lowest scores are also converted to appropriate Percentiles.**

**The Percentile score will be the Normalized Score for the examination (instead of the raw marks of the candidate) and shall be used for preparation of the merit lists.**

**The Percentile Scores will be calculated up to 7 decimal places to avoid bunching effect and reduce ties.**

**The Percentile score of a Candidate is calculated as follows:**

$$\frac{100 \times \text{Number of candidates appeared in the 'Session' with raw score EQUAL TO OR LESS than the candidate}}{\text{Total number of the candidates appeared in the 'Session'}}$$

**Note:** The Percentile of the Total shall **NOT** be an aggregate or average of the Percentile of individual subject. Percentile score is not the same as percentage of marks obtained.

**Example:** Suppose a test was held in 4 sessions of examinees as per details given below:-  
**(Allocation of Days and shifts were done randomly)**

**(a) Distribution of candidates were as follows:**

**Session-1:** Day-1 Shift-1, **Session-2:** Day-1 Shift-2, **Session-3:** Day-2 Shift-1 and **Session-4:** Day-2 Shift-2

Session	Day/Shift	No of Candidates			Marks	
		Absent	Appeared	Total	Highest	Lowest
Session-1	Day-1 Shift-1	3974	28012	31986	335	-39
Session-2	Day-1 Shift-2	6189	32541	38730	346	-38
Session-3	Day-2 Shift-1	6036	41326	47362	331	-49
Session-4	Day-2 Shift-2	9074	40603	49677	332	-44
Total(Session-1 to Session-4)		25273	142482	167755	346	-49

In this method of scoring the HIGHEST RAW SCORE in each paper (irrespective of the raw scores) will be the 100 Percentile indicating that 100% of candidates have scores equal to or lesser than the highest scorer/ topper for that session.

**Highest Raw Score and Percentile Score:** All the highest raw scores will have normalized Percentile Score of 100 for their respective session.



Session	Total Candidates Appeared	Highest Raw Score	Candidates who scored EQUAL OR LESS THAN Highest Raw Score	Percentile Score	Remarks
Session-1	28012	335	28012	100.0000000 [(28012/28012)*100]	i.e. all the highest raw scores would be normalized to 100 Percentile Score for their respective session.
Session -2	32541	346	32541	100.0000000 [(32541/32541)*100]	
Session -3	41326	331	41326	100.0000000 [(41326/41326)*100]	
Session -4	40603	332	40603	100.0000000 [(40603/40603)*100]	

**Lowest Raw Score and Percentile Score:** Percentile Score of all the lowest raw scores will depend on the total number of candidates who have taken the examination for their respective session.

Session	Total Candidates Appeared	Lowest Raw Score	Candidates who scored EQUAL OR LESS THAN Lowest Raw Score	Percentile Score	Remarks
Session -1	28012	-39	1	0.0035699 [(1/28012)*100]	i.e. Percentile Score of all the lowest raw scores are different i.e. Percentile Score depend on the total number of candidates who have taken the examination for their respective session.
Session -2	32541	-38	1	0.0030730 [(1/32541)*100]	
Session -3	41326	-49	1	0.0024198 [(1/41326)*100]	
Session -4	40603	-44	1	0.0024629 [(1/40603)*100]	

The following is a further explanation of the interpretation of the raw scores and Percentile Score in Session-3 (Day-2 and Shift-1) with 41326 candidates who have taken the examination.

Candidate	Percentile Score	No of Candidates	Raw Score	Remark
A	100.0000000 [(41326/41326)*100]	1	331	Indicates that amongst those appeared, 100% have scored either EQUAL TO OR LESS THAN the candidate A ( <b>331 raw score</b> ).
				It also indicates that no candidate has scored more than the candidate A ( <b>331 raw score</b> ).
B	90.1224411 [(37244/41326)*100]	77	121	Indicates that amongst those appeared, 90.1224411% have scored either EQUAL TO OR LESS THAN the candidate B ( <b>121 raw score</b> ).
				It also indicates that remaining candidates have scored more than candidate B ( <b>121 raw score</b> ).
C	50.4549194 [(20851/41326)*100]	381	41	Indicates that amongst those appeared, 50.4549194% have scored either EQUAL TO OR LESS THAN the candidate C ( <b>41 raw score</b> ).
				It also indicates that remaining those appeared have scored more than candidate C ( <b>41 raw score</b> ).
D	31.7040120 [(13102/41326)*100]	789	25	Indicates that amongst those appeared, 31.7040120% have scored either EQUAL TO OR LESS THAN the candidate D ( <b>25 raw score</b> ).
				It also indicates that remaining candidates have scored more than candidate D ( <b>25 raw score</b> ).
E	1.1034216 [(456/41326)*100]	100	-15	Indicates that amongst those appeared, 1.1034216% have scored either EQUAL TO OR LESS THAN the candidate E ( <b>-15 raw score</b> ).
				It also indicates that remaining candidates have scored more than candidate E ( <b>-15 raw score</b> ).



## STEP-BY-STEP PROCEDURE FOR NORMALIZATION AND PREPARATION OF RESULT:

### Step-1: Distribution of Examinees in two shifts:

Candidates have to be distributed into two sessions randomly so that each session has approximately equal number of candidates. These two sessions would be as follows:

**Session-1:** Day-1 Shift-1, **Session-2:** Day-1 Shift-2

In the event of more number of days or less number of shifts, the candidates will be divided accordingly.

This will ensure that there is no bias in the distribution of candidates who shall take the examination. Further, with a large population of examinees spread over the entire country the possibility of such bias becomes remote.

### Step-2: Preparation of Results for each Session:

The examination results for **each session** would be prepared in the form of

- Raw Scores
- Percentiles Scores of Total raw scores.

The Percentiles would be calculated for each candidate in the Session as follows:

Let TP1 be the Percentile Scores of Total Raw Score of that candidate.

$$\text{Total Percentile (TP1)} : 100 \times \frac{\text{No. of candidates appeared from the session with raw score EQUAL TO OR LESS than T1 score}}{\text{Total No. of candidates appeared in the session}}$$

### Step-3: Compilation of NTA score and Preparation of Result:

The Percentile scores for the Total Raw Score for all the sessions (**Session-1:** Day-1 Shift-1, **Session-2:** Day-1 Shift-2) as calculated in Step-2 above would be merged and shall be called the NTA scores which will then be used for compilation of result and further processing for deciding the allocation.

In the events of the percentiles for the multi-shifts being dissimilar / unequal, the lowest will be the eligibility cut-off for that category for all candidates (i.e. all shifts).

For Example: In an the examination held in two shifts, if the 40% marks correspond to a Percentile score of 78 in Shift 1 and 79 in Shift 2, then all those equal to or above 78 percentiles (Percentile score of 100 to 78) in both shifts will become eligible in General Category. Similar method will be adopted for the other categories to determine eligibility cut-offs.

In case the examination is held in more number of shifts the same principle shall apply.





### Computer Based Test (CBT)

The major examinations being conducted by NTA will be Computer Based Test (CBT). A CBT requires candidates to sit in front of a computer terminal (node) allocated to them against their Roll number and Admit card. After logging the candidate will get detailed instructions for the examinations. At the designated time of start of examination, the candidates will be able to proceed and see the questions on the computer screen using the computer mouse. Candidates will have the option to change / modify/ edit / answers already entered any time during the examination.

#### Procedure for appearing in Computer Based Test (CBT):

(Sample/mock test will be available on NTA website: [www.nta.ac.in](http://www.nta.ac.in) for hands on practice)

- A computer terminal (node) indicating roll number will be allocated to each candidate. Candidates should find and sit on their allocated computers only. Any candidate found to have changed room/hall or the computer on their own other than the one allotted would lead to cancellation of candidature and no plea in this regard would be entertained.
- For login, the candidate will have to enter **login-ID and password**. The computer terminal allotted to the candidate will display WELCOME login screen, Candidate's photograph and NET subject opted by the candidate.

#### Candidate Login Page

#### Candidate Welcome Screen

- After login, the candidate shall be able to see the detailed instructions for the examination. Candidates are advised to go through the instructions carefully regarding the type of questions and marking scheme. At the designated time of start of the examination, the candidates will be able to proceed and see the questions on the computer screen.







## General Instruction Page

View in : English ▼

Please read the instructions carefully

**General Instructions:**

- Total duration of examination is 60 minutes.
- The clock will be set at the server. The countdown timer in the top right corner of screen will display the remaining time available for you to complete the examination. When the timer reaches zero, the examination will end by itself. You will not be required to end or submit your examination.
- The Question Palette displayed on the right side of screen will show the status of each question using one of the following symbols:
  - You have not visited the question yet.
  - You have not answered the question.
  - You have answered the question.
  - You have NOT answered the question, but have marked the question for review.
  - The question(s) "Answered and Marked for Review" will be considered for evaluation.
 The Marked for Review status for a question simply indicates that you would like to look at that question again.
- You can click on the ">" arrow which appears to the left of question palette to collapse the question palette thereby maximizing the question window. To view the question palette again, you can click on "<" which appears on the right side of question window.
- You can click on your "Profile" image on top right corner of your screen to change the language during the exam for entire question paper. On clicking of Profile image you will get a drop-down to change the question content to the desired language.
- You can click on to navigate to the bottom and to navigate to the top of the question area, without scrolling.

**Navigating to a Question:**

- To answer a question, do the following:
  - Click on the question number in the Question Palette at the right of your screen to go to that numbered question directly. Note that using this option does NOT save your answer to the current question.
  - Click on **Save & Next** to save your answer for the current question and then go to the next question.
  - Click on **Mark for Review & Next** to save your answer for the current question, mark it for review, and then go to the next question.

**Answering a Question :**

- Procedure for answering a multiple choice type question:
  - To select your answer, click on the button of one of the options
  - To deselect your chosen answer, click on the button of the chosen option again or click on the **Clear Response** button
  - To change your chosen answer, click on the button of another option
  - To save your answer, you MUST click on the **Save & Next** button
  - To mark the question for review, click on the **Mark for Review & Next** button.
- To change your answer to a question that has already been answered, first select that question for answering and then follow the procedure for answering that type of question.

**Navigating through sections:**

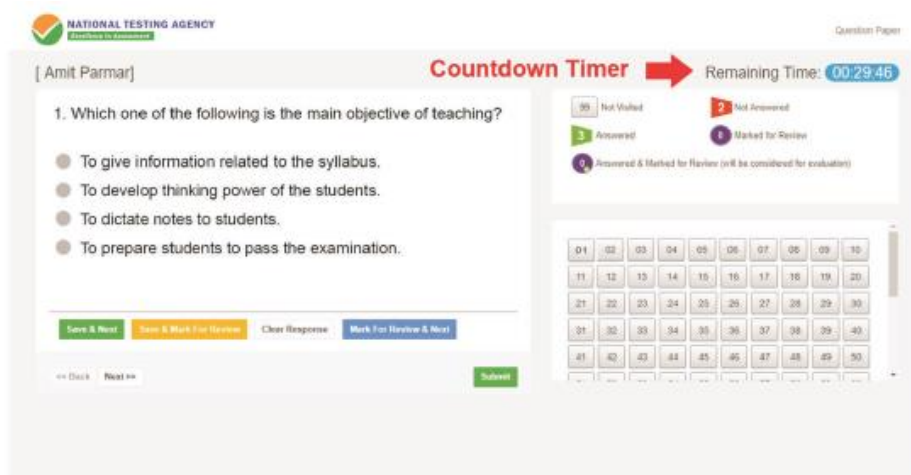
- Sections in this question paper are displayed on the top bar of the screen. Questions in a section can be viewed by clicking on the section name. The section you are currently viewing is highlighted.
- After clicking the **Save & Next** button on the last question for a section, you will automatically be taken to the first question of the next section.
- You can shuffle between sections and questions anytime during the examination as per your convenience only during the time stipulated.
- Candidate can view the corresponding section summary as part of the legend that appears in every section above the question palette

The keyboard attached to the computer, if any, will be disabled during the entire duration of the examination. Depending on the type of question, the answers to questions can either be entered by clicking on the virtual on-screen keyboard (numeric or otherwise) using the computer mouse or by clicking the chosen option(s) using the computer mouse. Candidates will have the option to change/modify answers already entered anytime during the entire duration of the examination.

In case the computer/mouse allotted to any candidate malfunctions anytime during the test, he/she will be immediately allotted another computer system and the time lost due to this will be adjusted in the server so as to give the candidate the full allotted time.

The on-screen computer clock counter of every candidate will be set at the server. The countdown timer in the top right side of computer screen will display the time remaining (in minutes) available for the candidate to complete the examination. When the timer reaches zero, the examination will end by itself. Candidate will not be required to end or submit the examination.





- (d) The Question Palette displayed on the right side of screen will show the status of each question using one of the following symbols:



The question(s) “Answered and Marked for Review” status for a question indicates that candidate would like to have a relook at that question again. A candidate has the option of answering a question and simultaneously “Marked for Review”, these answers will be considered for evaluation. However, if a candidate has simply put “Marked for Review” for a question without answering it, the corresponding question marked for review without an answer will not be considered for evaluation. It may be noted that a candidate can return to any “Marked for Review” question any time during the examination by clicking on the corresponding question number icon displayed on the Question Palette of the corresponding section.

- (e) Candidate can click on the “>” arrow which appears to the left of question palette to collapse the question palette thereby maximizing the question viewing window. To view the question palette again, candidate can click on “<” which appears on the right side of question window.
- (f) Candidate can click on to navigate to the bottom and to navigate to the top of the question area, without scrolling. Using the computer mouse the candidate can scroll up and down the question viewing area for viewing the entire question.
- (g) The full paper can be viewed by clicking the “Question Paper” icon on the top right corner of the screen.
- (h) Blank Sheets for doing rough work/calculations shall be provided to the candidates. The Blank Sheets would have a Header page for the candidates to write down his/her Name and Roll Number. All calculations/writing work are to be done only in the Blank Sheets provided at the centre in the examination Room/Hall and on completion of the test candidates must hand over the rough sheets to the invigilator on duty in the Room/Hall.
- (i) Navigating to a Question To navigate between questions within a Paper, candidate needs to do the following:
  - (a) Click on the question number in the Question Palette at the right of the screen to go to that numbered question directly. Note that using this option does NOT save the answer to the currently displayed question.





- (b) Click on “Save & Next” to save the answer of any question. Clicking on “Save & Next” will save the answer for the current question and the next question will be displayed on the candidate’s computer screen.
- (c) Click on “Mark for Review & Next” to mark a question for review (without answering it) and proceed to the next question.



(j) Answering a Question

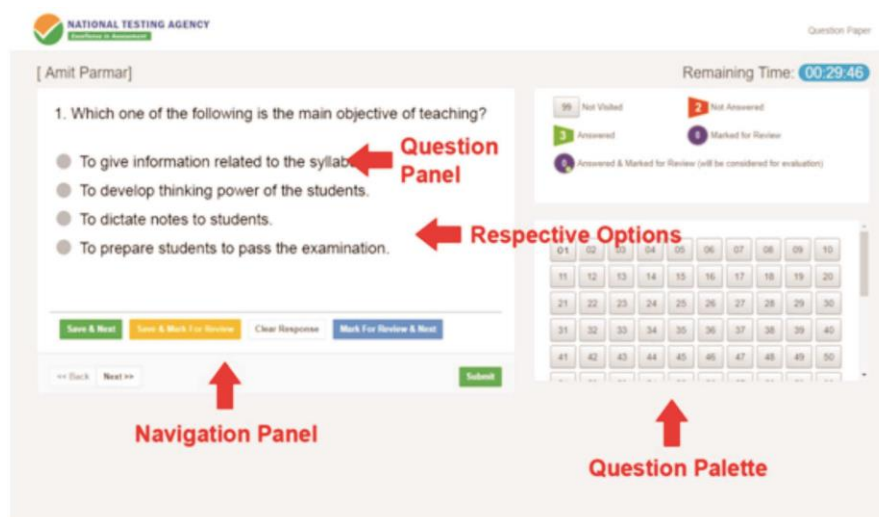
To navigate between questions within a Paper, candidate needs to do the following:

(i) Procedure for answering a multiple choice type question:

- (a) To select the option(s), click on the corresponding button(s) of the option(s).
- (b) To deselect the chosen answer, click on the button of the chosen option again or click on the “Clear Response” button.
- (c) To save the answer, the candidate MUST click on the “Save & Next” button.
- (d) To mark the question for review (without answering it), click on the “Mark for Review & Next” button.

(k) Navigating through sections:

- (i) Sections in the question paper are displayed on the top bar of the screen. Questions in a section can be viewed by clicking on the section name. The section in which candidate is currently viewing will be highlighted.
- (ii) After clicking the “Save & Next” button on the last question for a section, candidate will automatically be taken to the first question of the next section.
- (iii) Candidate can shuffle between sections and questions within sections anytime during the examination as per the convenience only during the time stipulated.
- (iv) Candidate can view the corresponding section summary as part of the legend that appears in every section above the question palette.

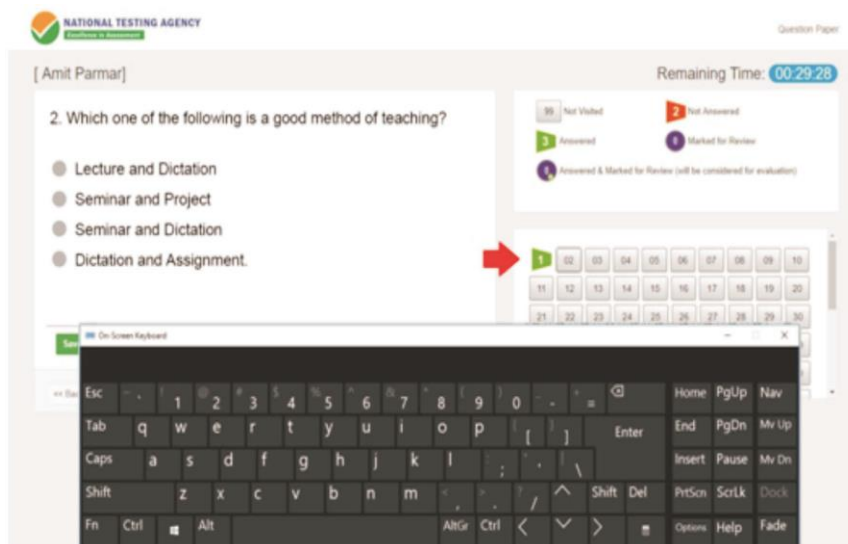


- (l) Procedure for answering questions that require inputs from on-screen virtual key board (numeric or otherwise):



- (a) Candidate will have to use the on-screen virtual keyboard (that would be displayed just below the question statement of these types of questions) and the attached computer mouse to enter his/her answer in the space provided for answer.

#### On Screen Virtual Keyboard



- (b) The answer can be changed, if required, anytime during the test. To save the answer, the candidate MUST click on the “Save & Next” button.
- (c) To mark the question for review (without answering it), click on the “Mark for Review & Next” button.

**Candidate will have the option to change previously saved answer of any question, anytime during the entire duration of the test. To change the answer to a question that has already been answered, first select the corresponding question from the Question Palette, then click on “Clear Response” to clear the previously entered answer and subsequently follow the procedure for answering that type of question.**

#### (m) ROUGH WORK:

All calculations/writing work are to be done only in the rough sheet provided at the centre in the examination Room/Hall and on completion of the test candidates must hand over the rough sheets to the invigilator on duty in the Room/Hall.





### NTA: Test Practice Centres (TPCs)

The NTA as part of its objectives, will, inter-alia conduct efficient, transparent and international standard tests to assess the competency of candidates for admission, and recruitment purposes, undertake research on educational, professional and testing systems to identify gaps in the knowledge systems and take steps for bridging them, identify experts and institutions in setting examination questions and produce and disseminate information and research on education and professional development standards.

The major examinations being conducted by NTA will be Computer Based Test (CBT). A CBT requires candidates to sit in front of a computer terminal (node) allocated to them against their Roll number and Admit Card. After logging the candidate will get detailed instructions for the examinations. At the designated time of start of examination, the candidates will be able to proceed and see the questions on the computer screen using the computer mouse. Candidates will have the option to change / modify/ edit / answers already entered any time during the examination.

#### What is a Test Practice Centre (TPCs)?

The Ministry of Human Resource Development has mandated the NTA to set up, establish and create a network of Tests Practice Centres for candidates, especially in remote and rural areas to enable them to practice and be comfortable in taking a Computer Based Test (CBT). This facility will be completely free of cost. Candidates can register online (on NTA website) where they will be provided a convenient TPC near to their location to practice on a given computer node. This will facilitate and ease the process of being able to take a Computer Based Test (CBT). The entire experience of using a computer will be as close to the actual experience of taking a CBT. All efforts will also be made to provide practice tests and questions so that candidates can familiarize themselves with logging into the system, go through the detailed instructions regarding the test, use the mouse or numeric keyboard on screen (virtual) for attempting each question, scroll down to the next question, navigate between questions, review and edit their options and submit questions.

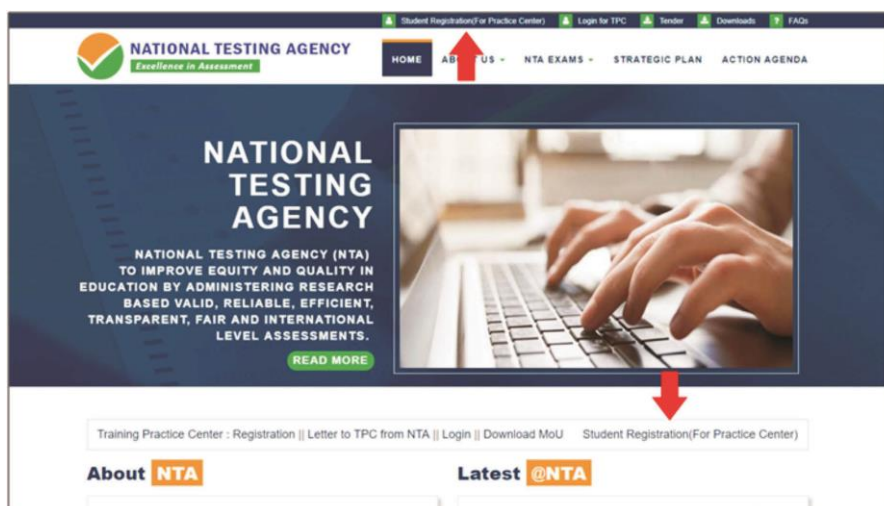
The objective of TPCs will primarily be to organize test practice for the upcoming NTA examinations.

An NTA APP has also been developed which will enable the students to choose the nearest TPCs (July 2018).

#### Set of Instructions on How to Register for a TPCs

**Step 1: Visit NTA official website for Registration as a candidate for the Test Practice Centre.(TPC)**

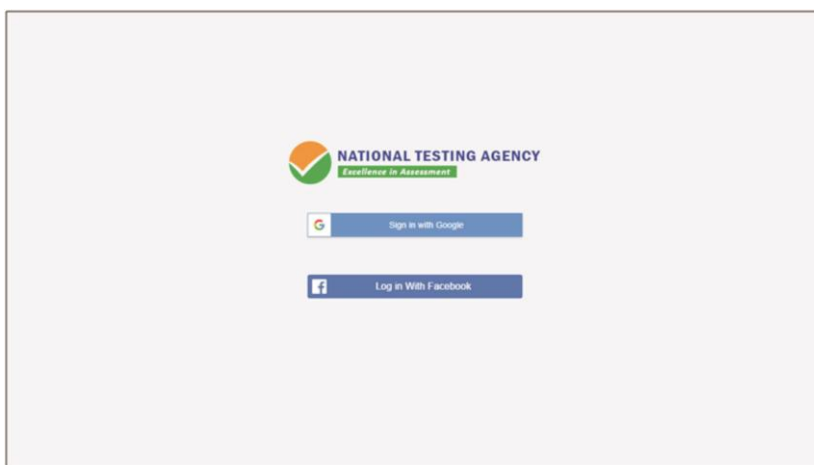
Visit Website URL: <https://nta.ac.in/> and click on the link “Student Registration (For Practice Center)”



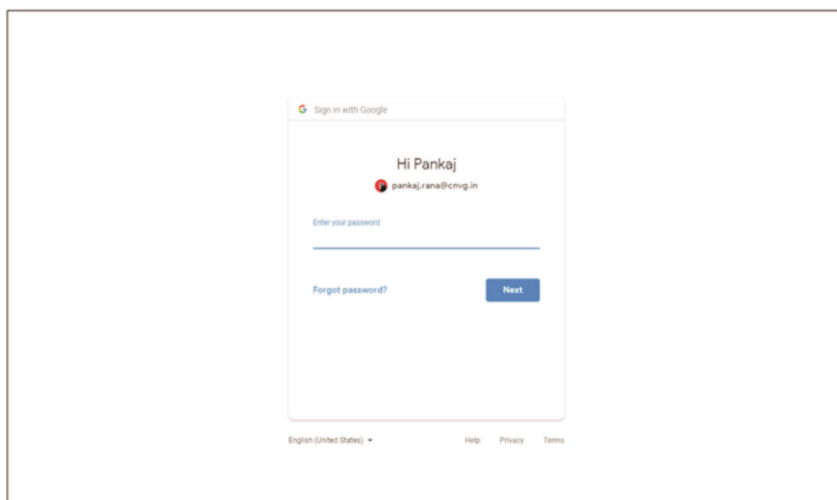


**Step 2: Selecting Gmail or Facebook Login**


Select login method: Gmail or Facebook

**Step 3: Entering Gmail Username & Password**

For gmail login candidate must enter email id & password

**Step 4: Selecting Gmail Account**

After authentication candidate has to click on selected Gmail Id.





### Step 5: Enter Personal Information

After login confirmation student will be redirected to registration

The screenshot shows the 'Enter Personal Information' registration form. At the top, there is a progress bar with four steps: 1. Personal Detail (active), 2. Contact Detail, 3. Academic / Exam Detail, and 4. Exam Detail. The form fields include: First Name (PANKAJ), Last Name (RANA), Father Name (empty), Select Gender (dropdown menu), Date of Birth (dd-mm-yyyy), Age (empty), Upload Passport Size Photo (Choose File / No file chosen), and Upload Photo Id Proof (Choose File / No file chosen). There are 'Previous' and 'Next' buttons at the bottom right.

### Step 6: Enter Contact Information

Candidate needs to enter contact information

The screenshot shows the 'Enter Contact Information' registration form. At the top, there is a progress bar with four steps: 1. Personal Detail, 2. Contact Detail (active), 3. Academic / Exam Detail, and 4. Exam Detail. The form fields include: Email Address (PANKAJ.RANA@NVTG.IN), Mobile Number (empty), Residential Address (empty), State (dropdown menu), District (dropdown menu), City (empty), and Pin Code (empty). There are 'Previous' and 'Next' buttons at the bottom right.

### Step 7: Enter Academic Information

Candidate needs to enter academic information.

The screenshot shows the 'Enter Academic Information' registration form. At the top, there is a progress bar with four steps: 1. Personal Detail, 2. Contact Detail, 3. Academic / Exam Detail (active), and 4. Exam Detail. The form fields include: School or Institute - Attending / Last Attended (empty) and Enrollment Number Optional (empty). There are 'Previous' and 'Next' buttons at the bottom right.





### Step 8: Enter Exam Information

Candidate needs to enter exam information.

### Step 9: Center Selection Dashboard

List of available center location sorted on the basis of Candidate's current geo location.

Sr	Center Detail	State	District	Preference	Select
1	Jss academy of technical education Address : Jss academy of technical education c-201 sector -62, noida Distance : 1 Km	Uttar Pradesh	Gautam Buddha Nagar		<input type="checkbox"/>
2	Ims noida Address : A- Bb ims noida sector-62 near ericsson building Distance : 2 Km	Uttar Pradesh	Gautam Buddha Nagar		<input type="checkbox"/>
3	Indrapuram public school Address : Indrapuram public school 6, mayya khundi, indrapuram ghaziabad, up Distance : 2 Km	Uttar Pradesh	Ghaziabad		<input type="checkbox"/>
4	East point school Address : Fc-26, dellapura, vasundhara enclave, delhi Distance : 3 Km	Delhi	East Delhi		<input type="checkbox"/>
5	Manav rachna international school Address : D-196 sector-51 Distance : 3 Km	Uttar Pradesh	Gautam Buddha Nagar		<input type="checkbox"/>

### Step 10: Five Center Selection

Candidate needs to select any 5 Centers in the order of preference.

Sr	Center Detail	State	District	Preference	Select
1	Jss academy of technical education Address : Jss academy of technical education c-201 sector -62, noida Distance : 1 Km	Uttar Pradesh	Gautam Buddha Nagar	1	<input checked="" type="checkbox"/>
2	Ims noida Address : A- Bb ims noida sector-62 near ericsson building Distance : 2 Km	Uttar Pradesh	Gautam Buddha Nagar	2	<input checked="" type="checkbox"/>
3	Indrapuram public school Address : Indrapuram public school 6, mayya khundi, indrapuram ghaziabad, up Distance : 2 Km	Uttar Pradesh	Ghaziabad	3	<input checked="" type="checkbox"/>
4	East point school Address : Fc-26, dellapura, vasundhara enclave, delhi Distance : 3 Km	Delhi	East Delhi	4	<input checked="" type="checkbox"/>
5	Manav rachna international school Address : D-196 sector-51 Distance : 3 Km	Uttar Pradesh	Gautam Buddha Nagar	5	<input checked="" type="checkbox"/>





### Step 11: Schedule Selection

Candidate needs to select anyone sessions from the 6 sessions given

**Select Appointment**  
Select appointment date and time.

Preference 1: JSS Academy of Technical Education  
Preference 2: IMS Noida  
Preference 3: Indrapuram Public School  
Preference 4: EAST POINT SCHOOL  
Preference 5: MANAV RACHNA INTERNATIONAL SCHOOL

01 Sep 2018, Sat	02 Sep 2018, Sun	08 Sep 2018, Sat
09 Sep 2018, Sun	15 Sep 2018, Sat	16 Sep 2018, Sun

### Step 12: Review the Center Selection & Schedule Selection

Candidate needs to review the selection and after reviewing click on “Confirm Appointment”

**Selected Appointment Center & Schedule**  
Click on Confirm Information if all information is correct.

Preference : 1	JSS Academy of Technical Education
Preference : 2	IMS Noida
Preference : 3	Indrapuram Public School
Preference : 4	EAST POINT SCHOOL
Preference : 5	MANAV RACHNA INTERNATIONAL SCHOOL
Booking Date	02 Sep, 2018

**Confirm Appointment**

### Step 13: Center Selection Confirmation

Candidate can see that the data entered has been submitted

**Center Selection Confirmation**

Dear Student, your center selection has been approved for date 02, Sep 2018. However it is subject to availability of minimum number of candidates in that center.

Preference : 1  
JSS Academy of Technical Education  
JSS Academy of Technical Education C-201 Sector -42, Noida

Preference : 2  
IMS Noida  
A- 88 IMS Noida SECTOR-42 NEAR ERICSSON BUILDING

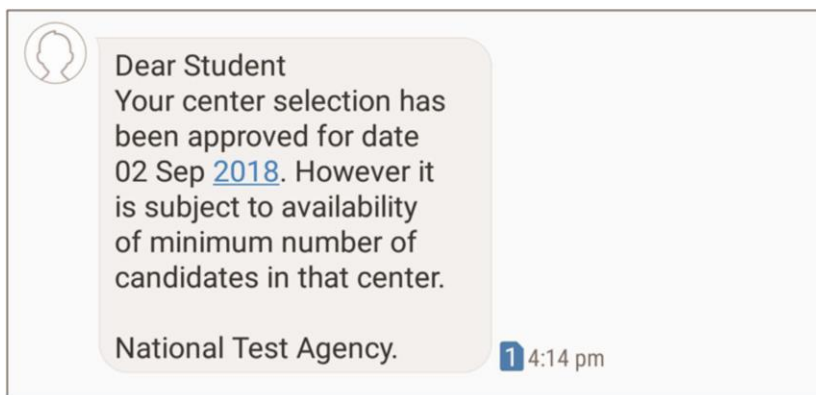
Preference : 3  
Indrapuram Public School  
Indrapuram Public School 6, Nyaya Khand-I, Indrapuram Ghaziabad, UP

Preference : 4  
EAST POINT SCHOOL  
FC-26, DALLUPURA, VASUNDHARA ENCLAVE, DELHI

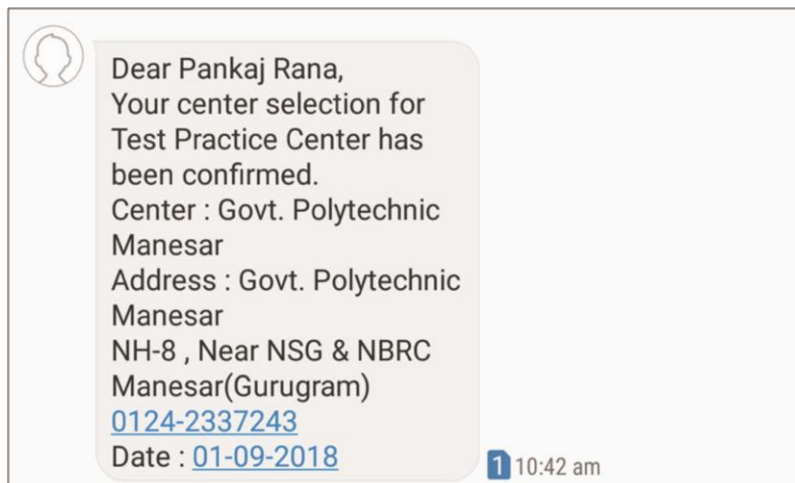
Preference : 5  
MANAV RACHNA INTERNATIONAL SCHOOL  
D-196 SECTOR-51



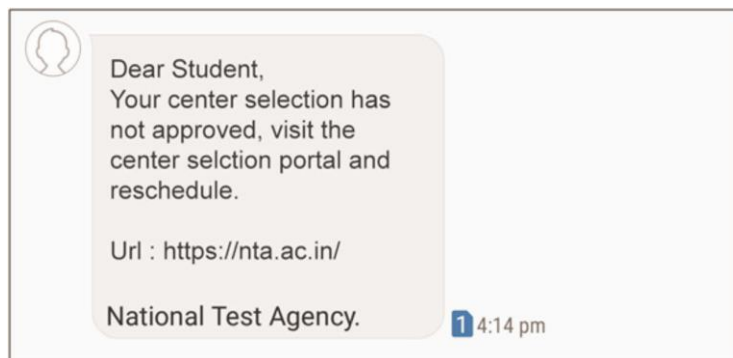
**Step 14: Text of approval on Candidate's registered mobile number.**  
Candidate gets the approval as SMS in the registered mobile number.



**Step 15: Confirmation SMS on student's registered mobile number.**  
Candidate will get the confirmation SMS on the registered mobile number. This SMS will be used for entry at the Centre. The SMS will be sent two days in advance along with an e-mail at the registered e-mail Id



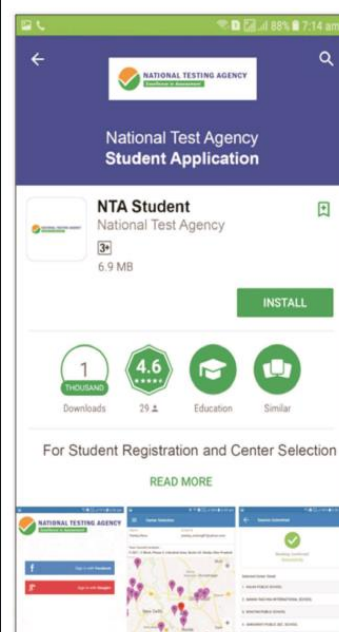
**Step 16: Incase the Candidate's center has not been confirmed an SMS of rescheduling the booking will be received by the Candidate.**



**Step 1:** Search on Play Store for “NTA STUDENT APP”, click on the search result of NTA Student.



**Step 2:** After clicking on search result click on “INSTALL”



**Step 3: Splash Screen:** After Installation is completed, when we click on launcher icon on mobile.



**Step 4: Selecting Gmail or Facebook Login**





**Step 5: Personal Detail - Page 1/2:** Candidate needs to enter personal information.

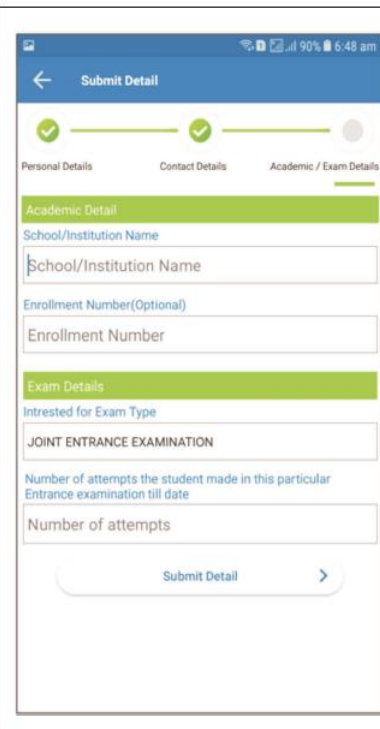
**Step 6: Personal Detail - Page 2/2:** Candidate needs to enter personal information.

**Step 7: Contact Detail - Page 1/2:** Candidate needs to enter Contact information.

**Step 8: Contact Detail - Page 2/2:** Candidate needs to enter Contact information.



**Step 9: Academic and Examination Detail:** Candidate needs to enter Academic and Examination Information.



**Submit Detail**

Personal Details   Contact Details   Academic / Exam Details

**Academic Detail**

School/Institution Name

Enrollment Number(Optional)

Enrollment Number

**Exam Details**

Interested for Exam Type

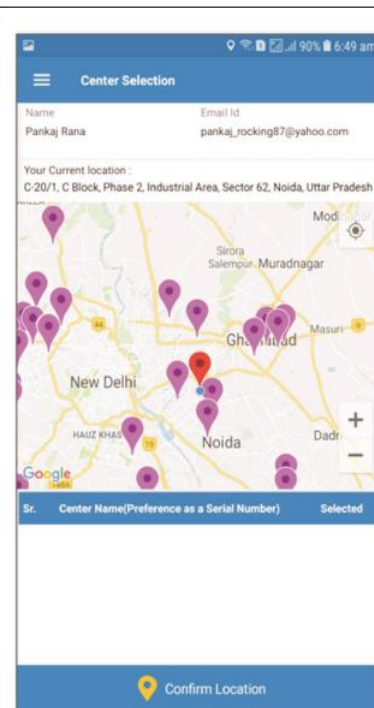
JOINT ENTRANCE EXAMINATION

Number of attempts the student made in this particular Entrance examination till date

Number of attempts

Submit Detail

**Step 10: Select the nearest Center:** Candidate needs to tap on the nearest pointer (any five).



**Center Selection**

Name: Pankaj Rana   Email Id: pankaj\_rocking87@yahoo.com

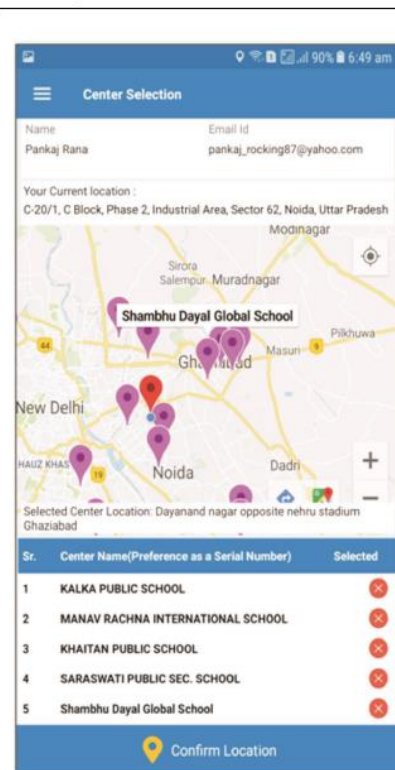
Your Current location : C-20/1, C Block, Phase 2, Industrial Area, Sector 62, Noida, Uttar Pradesh

Map showing locations around Noida, New Delhi, and Ghaziabad.

Sr.	Center Name(Preference as a Serial Number)	Selected

Confirm Location

**Step 11: Select the nearest Center:** After selecting the nearest five centers.



**Center Selection**

Name: Pankaj Rana   Email Id: pankaj\_rocking87@yahoo.com

Your Current location : C-20/1, C Block, Phase 2, Industrial Area, Sector 62, Noida, Uttar Pradesh

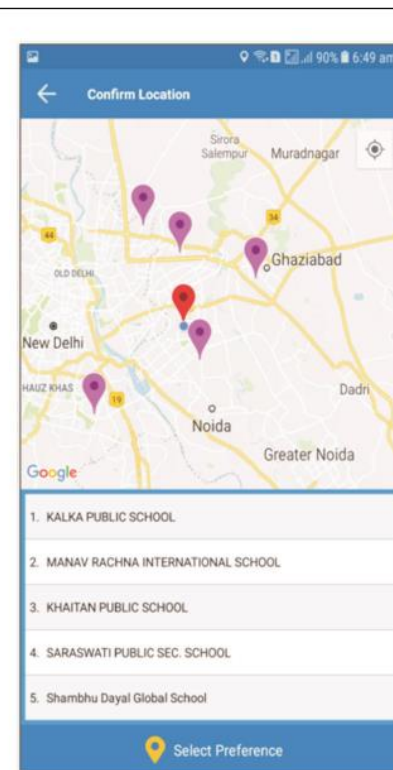
Map showing locations around Noida, New Delhi, and Ghaziabad.

Selected Center Location: Dayanand nagar opposite nehru stadium Ghaziabad

Sr.	Center Name(Preference as a Serial Number)	Selected
1	KALKA PUBLIC SCHOOL	×
2	MANAV RACHNA INTERNATIONAL SCHOOL	×
3	KHAITAN PUBLIC SCHOOL	×
4	SARASWATI PUBLIC SEC. SCHOOL	×
5	Shambhu Dayal Global School	×

Confirm Location

**Step 12: Reviewing the selected center:** Candidate needs to review the selected center.



**Confirm Location**

Map showing locations around Noida, New Delhi, and Ghaziabad.

1.	KALKA PUBLIC SCHOOL
2.	MANAV RACHNA INTERNATIONAL SCHOOL
3.	KHAITAN PUBLIC SCHOOL
4.	SARASWATI PUBLIC SEC. SCHOOL
5.	Shambhu Dayal Global School

Select Preference



**Step 13: Select Schedule:** Candidate needs to select any one from the 6 coming session.

The screenshot shows the 'Select Schedule' screen. At the top, there is a back arrow and the title 'Select Schedule'. Below this, there is a section titled 'Selected Center' with a list of five preferences: KALKA PUBLIC SCHOOL, MANAV RACHNA INTERNATIONAL SCHOOL, KHAITAN PUBLIC SCHOOL, SARASWATI PUBLIC SEC. SCHOOL, and Shambhu Dayal Global School. Below this is a section titled 'Available Schedule' with a list of six sessions: 01 Sep 2018, Sat; 02 Sep 2018, Sun; 08 Sep 2018, Sat; 09 Sep 2018, Sun; 15 Sep 2018, Sat; and 16 Sep 2018, Sun. At the bottom, there is a blue button labeled 'Confirm Session'.

**Step 14: Select Schedule:** After selecting the schedule click on "Confirm Schedule".

This screenshot is identical to the previous one, but with the '02 Sep 2018, Sun' session selected, indicated by a blue dot in the radio button next to it.

**Step 15: Thank You Screen:** If candidate taps on "Confirm Session", the booking will be successfully confirmed.

The screenshot shows the 'Session Submitted' screen. At the top, there is a back arrow and the title 'Session Submitted'. Below this, there is a green checkmark icon and the text 'Booking Confirmed Successfully'. Below this, there is a section titled 'Selected Center Detail:' with a list of five preferences: KALKA PUBLIC SCHOOL, MANAV RACHNA INTERNATIONAL SCHOOL, KHAITAN PUBLIC SCHOOL, SARASWATI PUBLIC SEC. SCHOOL, and Shambhu Dayal Global School. Below this is a section titled 'Selected Schedule Detail:' with a list of two sessions: 02 Sep 2018, Sun. At the bottom, there is a blue button labeled 'HOME'.





**FORMAT OF THE CERTIFICATE FOR THE CANDIDATES UNDER PERSONS WITH DISABILITY CATEGORY (PwD)**

**NAME & ADDRESS OF THE INSTITUTE/HOSPITAL ISSUING THE CERTIFICATE**

Certificate No. :

Date:

Affix Recent  
Passport size  
Attested  
Photograph  
here

**CERTIFICATE FOR PERSONS WITH DISABILITIES**

This is to certify that Shri/Smt/Kum\*) \_\_\_\_\_  
son/daughter\* of Shri \_\_\_\_\_ Age \_\_\_\_\_ years, Registration No. \_\_\_\_\_  
\_\_\_\_\_ is a case of Locomotor disability/Cerebral Palsy/Blindness/Low vision/Hearing  
impairment/Other disability\* and has been suffering from degree of disability not less than  
\_\_\_\_\_ % ( \_\_\_\_\_ ). The details of his/her  
above mentioned disability is described below:

(IN CAPITAL LETTERS)

---

---

---

---

Note:-

1. This condition is progressive/non-progressive/likely to improve/not likely to improve.\*
2. Re-assessment is not recommended/is recommended after a period of \_\_\_\_\_ months/years.
3. The certificate is issued as per PWD Act, 1995.

\* Strike out whichever is not applicable.

**Sd/-  
(DOCTOR)**

**Sd/-  
(DOCTOR)**

**Sd/-  
(DOCTOR)**

**Seal**

**Seal**

**Seal**

**Signature/Thumb impression of the person**

**Countersigned by the  
Medical Superintendent/CMO/  
Head of Hospital (With Seal)**



**Certificate regarding Physical Limitation in an Examinee to Write**

This is to certify that, I have examined Mr/Ms/Mrs \_\_\_\_\_ (name of the candidate with disability), a person with \_\_\_\_\_ (nature and percentage of disability as mentioned in the certificate of disability), S / o / D / o \_\_\_\_\_, a resident of \_\_\_\_\_ (Village/District/State) and to state that he/she has physical limitation which hampers his/her writing capabilities owing to his/her disability.

Signature  
Chief Medical Officer/ Civil Surgeon/ Medical Superintendent of a  
Government health care institution

Name & Designation  
Name of Government Hospital/Health Care Centre with Seal

Place:

Date:

**Note:**

Certificate should be given by a specialist of the relevant stream/disability (eg. Visual impairment – Ophthalmologist, Locomotor disability – Orthopedic specialist/PMR).



**Letter of Undertaking for Using Own Scribe**

I \_\_\_\_\_, a candidate with \_\_\_\_\_ (name of the disability) appearing for the \_\_\_\_\_ (name of the examination) bearing Roll No. \_\_\_\_\_ at \_\_\_\_\_ (name of the centre) in the District \_\_\_\_\_, \_\_\_\_\_ (name of the State). My qualification is \_\_\_\_\_.

I do hereby state that \_\_\_\_\_ (name of the scribe) will provide the service of scribe/reader/lab assistant for the undersigned for taking the aforesaid examination.

I do hereby undertake that his qualification is \_\_\_\_\_. In case, subsequently it is found that his qualification is not as declared by the undersigned and is beyond my qualification, I shall forfeit my right to the post and claims relating thereto.

( Signature of the candidate with Disability)

Place:

Date:



**University-wise, Subject-wise tentative Number of Seats for UG Admission for the Academic Session 2019–20**

Number of ICAR seats available for admission through this examination in UG degree in different disciplines at accredited Agricultural Universities for the academic session 2019–20 will be displayed at the time of counselling by ICAR ([www.icar.org.in](http://www.icar.org.in))



**UNIVERSITIES (TENTATIVE) FOR ADMISSION IN BACHELOR DEGREE PROGRAMMES IN AGRICULTURE AND ALLIED SCIENCE  
SUBJECTS THROUGH AIEEA-UG-2019, ADDRESSES AND CONTACT NUMBERS**

S. No.	Name & Address of University	Tel. No. of Registrar with STD Code	Fax No. of Registrar
<b>A. ICAR INSTITUTE BASED DEEMED-TO-BE UNIVERSITIES</b>			
1.	National Dairy Research Institute, Karnal-132 001 (Haryana)	0184-2259008, 2259574	0184-2250 042, 0184-2272392
<b>B. STATE AGRICULTURAL/ VETERINARY UNIVERSITIES</b>			
2.	Acharya N.G. Ranga Agricultural University, Guntur (AP)	040-24015 122	040-24018 653
3.	Anand Agricultural University, Anand-388 110 (Gujarat)	02692-261 310	02692-261 310
4.	Assam Agricultural University, Jorhat-785013 (Assam)	0376-2340 008	0376-2340 001
5.	Bidhan Chandra Krishi Viswavidyalaya, Mohanpur, Nadia-741 252 (West Bengal)	033-25878 163	03473-222 273
6.	Bihar Agricultural University, Sabour Distt. Bhagalpur 813210 (Bihar)	06274-240239	0641-2452604
7.	Birsa Agricultural University, Kanke, Ranchi-834006. (Jharkhand)	0651-2450 832	0651-2450 832
8.	C.S. Azad University of Agri. & Technology, Kanpur-208 002 (UP)	0512-2533 704	0512-2533 808
9.	Chhattisgarh Kamdhenu Vishwavidyalaya, Anjora, Durg-491 001 (CG)	0771-2103471	0771-14223614
10.	Dr. Yashwant Singh Parmar Univ. of Horticulture & Forestry, Solan, Nauni-173 230 (HP)	01792-252 219	01792-252 009
11.	Dr. Y. S. R. Horticultural University, D. C. C. Bank Building, P.B. No. 7, Tadepalligudem-534101, West Godawari Distt. (AP)	08816-284445	02692-261 520
12.	G.B. Pant University of Agri. & Technology, Pantnagar, Distt. Udham Singh Nagar-263 145 (Uttarakhand)	05944-233 640	05944-233 640 05944-233 473
13.	Jawaharlal Nehru Krishi Viswavidyalaya, Adhartal, Jabalpur-482 004 (MP)	0761-2481 778	0761-2481 778
14.	Junagadh Agricultural University, Junagadh-362 001 (Gujarat)	0285-2672 346	0285-2672 482
15.	Kerala Agricultural University, Vellanikkara, Thrissur-680 656 (Kerala)	0487-2371 619	0487-2370 019 0487-2370 432
16.	Kerala Veterinary & Animal Sciences University, Pookot Wayanad - 673576 (Kerala)	0487-2373644	0487-2373043
17.	Maharana Pratap University of Agriculture & Technology, Udaipur-313 001 (Rajasthan)	0294-2471 302	0294-2471 302
18.	Navsari Agricultural University, Eru Char Rasta, Vijalpore, Navsari-396 450 (Gujarat)	02637-282 823	02637-283794
19.	Orissa University of Agriculture & Technology, Siripur, Bhubaneswar, Khurda, 751 003 (Odisha)	0674-2397424	0674-2397424
20.	Punjab Agricultural University, Ludhiana-141 004 (Punjab)	0161-2400 955	0161-2400955
21.	Swami Keshwanand Rajasthan Agricultural University, Bikaner-334 006 (Rajasthan)	0151-2250025	0151-2250025
22.	Sardar Vallabh Bhai Patel Univ. Of Agriculture & Technology, Modipuram, Meerut-250 110 (UP)	0121-2888502	0121-2888525
23.	Sher-E-Kashmir University of Agril. Sciences & Technology, Railway Road, Jammu-180 012 (J&K)	0191-2262012	0191-2262012
24.	Sher-E-Kashmir Univ. of Agril. Sciences & Technology of Kashmir,	0194-2461 271	0194-2461 271



	Shalimar, Srinagar-191 121 (J&K)		
25.	Tamil Nadu Fisheries University, First Line Beach Road Nagapattinam – 611 001 (Tamil Nadu)	04365-241444	04365-240087
26.	Tamil Nadu Veterinary & Animal Sciences University, Chennai-600 051 (Tamil Nadu)	044-25551 584	044-25551 585
27.	University of Agricultural Sciences, GKVK, Bengaluru-560 065(Karnataka)	080-23330 984	080-23330 277
28.	University of Agricultural and Horticultural Sciences, No. 126, Navile, Shimoga -577204 (Karnataka)	08182-270705	08182-2777295 08182-279263
29.	University of Horticultural Sciences, Sector No. 60, Navanagar, Bagalkot-587102. (Karnataka)	08354-201351	08354-235152
30.	West Bengal University of Animal & Fishery Sciences, 68 KB Sarani, Belgachia, Kolkata-700 037(West Bengal)	033-2556 3123	033-25571986
31.	SKN Agriculture University, Jobner-303329, Distt. Jaipur (Rajasthan)	01425-254022	01425-254022
32.	Agriculture University, Kota Borkhera, Baran Road, Post Box Number 20 Kota-324001 (Rajasthan)	0744-2321205	0744-2321203
33.	Prof. Jayashankar Telangana State Agricultural University, Hyderabad-500030 (Telangana)	040-24015226	040-24016688
34.	Sri Konda Laxman Telangana State Horticultural University Rajendra nagar, Hyderabad - 500030, (Telangana)	040-2401 4301	040-2401 4301
35.	University of Agricultural Sciences Dharwad-580005, Karnataka	0836-2747958	0836-2745276
36.	Sardar krushinagar-Dantiwada Agricultural University, Sardar krushinagar, Distt. Banaskantha-385 506 (Gujarat)	02748-278226	02748-278234
37.	Sri Venkateswara Veterinary University, Tirupati, (AP)-517502	08772-248894	08772-248881
38.	Allahabad School of Agriculture, Allahabad, Sam Higginbottom University of Agriculture, Technology & Science, Allahabad (U.P.) - 211007	0532-2684781	0532-2684394
39.	Faculty of Fisheries, Kerala University of Fisheries & Ocean Studies, Kochi Kerala-682506	0484-2703782	0484-2703782
40.	Rajmata Vijayaraje Schindia Krishi Vishwa Vidyalaya, Gwalior (MP)	0751-2970519	
<b>C. CENTRAL AGRICULTURAL UNIVERSITIES</b>			
41.	Central Agricultural University, P.O. Box 23, Imphal-795 004 (Manipur)	0385-2410644	0385-2415196
42.	Dr. Rajendra Prasad Central Agricultural University, Pusa, Samastipur-848 125 (Bihar)	06274-240 239	06274-240277
43.	Rani Lakshmibai Central Agricultural University, Jhansi (UP) 110012	05102-730555	
<b>D. CENTRAL UNIVERSITIES WITH AGRICULTURE FACULTY</b>			
44.	Banaras Hindu University (Institute of Agricultural Sciences), Varanasi-221 005 (UP)	0542-2368558	0542-2368 418
45.	Nagaland University (School of Agril. Sciences & Rural Development), Medziphema-797 106 (Nagaland)	03862-247 255	03862-247 113



**CASTE CERTIFICATE FOR SCHEDULED CASTE / TRIBE CANDIDATE**

1. This is to certify that Shri/Smt/Kumari..... Date of Birth .....  
 Son/Daughter of.....of village/town ..... in  
 District/Division of State/Union Territory .....belongs to the .....Caste/Tribe which is recognized as  
 SC/ST under The Constitution (Scheduled Caste) Order, 1950. The Constitution (Scheduled Caste) Union Territories Order, 1951.  
 The Constitution (Scheduled Tribes) Union Territories Order. 1951, as amended by the SCs And STs List (Modification) Order.  
 1950; The Bombay Reorganization Act, 1960; The Punjab Reorganization Act, 1966; The State Of HP Act, 1970; The North  
 Eastern Areas (Reorganization) Act, 1971 and the SCs And STs Order (Amendment) Act, 1976. The Constitution (Jammu &  
 Kashmir) SC Order, 1956. The Constitution (Andaman & Nicobar Islands) SC Order 1959 as amended by SCs and STs Order  
 (Amendment) Act,  
 1976. The Constitution (Dadra And Nagar Haveli) SCs Order, 1962. The Constitution (Dadra And Nagar Haveli) STs Order, 1962. The  
 Constitution (Pondicherry) SCs Order, 1964. The Constitution Scheduled Tribes (Uttar Pradesh) Order. 1967. The Constitution  
 (Goa, Daman & Diu) SCs Order, 1968. The Constitution (Nagaland) STs Order. 1970. The Constitution (Sikkim) SCs Order, 1968  
 or any such Govt. of India directive applicable at the time of counselling.
2. Shri/Smt/Kumari.....and/or his/her family ordinarily reside(s) in Village/  
 Town.....of District.....of State/Union Territory of .....
3. Applicable in the case of SC/ST persons who have migrated from State/Union Territory Administration to another  
 State/Union Territory. The certificate is issued on the basis of the SC/ST Certificate to  
 Shri/Smt..... father / mother of Shri/Smt/Kumari..... of  
 Village/Town..... in District/Division..... of the State/ Union  
 Territory ..... who belongs to the ..... Scheduled Caste/ Scheduled  
 Tribe in the State/Union Territory issued by the ..... (Name of the prescribed authority) vide their  
 No ..... Dated.....

Place.....(State/Union Territory)

Date.....

Signature  
 Designation (with Seal of Office)

\*Please delete the words which are not applicable. Please quote specific presidential order.

**Note:** The term ordinarily reside(s) used here has the same meaning as in section 20 of the representation of the people's act, 1950.

**List of Authorities Empowered to Issue SC/ST Certificates**

1. District Magistrate/Additional District Magistrate/Deputy Commissioner/Additional Deputy Commissioner/ Deputy Collector/1st Class Stipendiary Magistrate/City Magistrate/Sub-divisional Magistrate/Taluka Magistrate/Executive Magistrate/Extra Assistant Commissioner not below the rank of 1st class Stipendiary Magistrate.
2. Chief Presidency Magistrate/Additional Chief Presidency Magistrate/Presidency Magistrate
3. Revenue Officers, not below the rank of Tehsildar
4. Sub-divisional Officer of the area where the candidate and/or his family normally resides
5. Administrator/Secretary to Administrator/Development Officer (Lakshadweep Islands) Certificate issued by any other authority will be rejected.







**FORM OF CERTIFICATE TO BE PRODUCED BY OTHER BACKWARD CLASSES-NON CREAMY LAYER (OBC-NCL) APPLYING FOR  
ADMISSION TO CENTRAL EDUCATIONAL INSTITUTIONS (CEIs), UNDER THE GOVERNMENT OF INDIA**

This is to certify that Shri/Smt./Kum. ....Son/Daughter of Shri/Smt.  
..... of Village/Town..... District/Division  
.....in the..... State belongs to the  
..... Community which is recognized as a backward class under:

- (i) Resolution No. 12011/68/93-BCC(C) dated 10/09/93 published in the Gazette of India Extraordinary Part I Section I No.186 dated 13/09/93.
- (ii) Resolution No. 12011/9/94-BCC dated 19/10/94 published in the Gazette of India Extraordinary Part I Section I No. 163 Dated 20/10/94.
- (iii) Resolution No. 12011/7/95-BCC dated 24/05/95 published in the Gazette of India Extraordinary Part I Section I No. 88 Dated 25/05/95.
- (iv) Resolution No. 12011/96/94-BCC dated 9/03/96.
- (v) Resolution No. 12011/44/96-BCC dated 6/12/96 published in the Gazette of India Extraordinary Part I Section I No. 210 Dated 11/12/96.
- (vi) Resolution No. 12011/13/97-BCC dated 03/12/97.
- (vii) Resolution No. 12011/99/94-BCC dated 11/12/97.
- (viii) Resolution No. 12011/68/98-BCC dated 27/10/99.
- (ix) Resolution no. 12011/88/98-bcc dated 6/12/99 published in the Gazette of India Extraordinary Part I Section I No. 270 dated 06/12/99.
- (x) Resolution no. 12011/36/99-bcc dated 04/04/2000 published in the Gazette of India Extraordinary Part I Section I No. 71 dated 04/04/2000.
- (xi) Resolution no. 12011/44/99-bcc Dated 21/09/2000 published in the Gazette of India Extraordinary Part I Section I No. 210 dated 21/09/2000.
- (xii) Resolution no. 12015/9/2000-bcc dated 06/09/2001. (xiii) Resolution no. 12011/1/2001-bcc dated 19/06/2003. (xiv) Resolution no. 12011/4/2002-bcc dated 13/01/2004.
- (xiii) Resolution No. 12011/9/2004-BCC dated 16/01/2006.
- (xiv) Resolution No. 12011/14/2004-BCC dated 12/03/ 2007.
- (xv) Resolution No.12011/16/2007-BCC dated 12/10/2007; Resolution No.12018/6/2005-BCC dated 30/07/2010; Resolution No. 12015/2/2007-BCC dated 18/08/2010; Resolution No. 12015/15/2008-BCC dated 16/06/2011; Resolution No.12015/13/2010-BC-II dated 08/12/2011; Resolution No.12015/5/2011-BC-II dated 17/02/2014; Resolution No. 20012/129/2009-BC-II dated 04/03/2014.

Shri/Smt./Kum.....and/or his family ordinarily reside(s) in the  
.....District/Division of.....State. This is also to  
certify that he/she does not belong to the persons/sections (Creamy Layer) mentioned in Column 3 of the Schedule to the  
Government of India, Department of Personnel & Training O.M. No. 36012/22/93-Estt.(SCT) Dated 08/09/93 which is modified vide  
OM No. 36033/1/2013 Estt.(Res.) dated 27<sup>th</sup> May, 2013.

Dated:.....

**District Magistrate/ Deputy Commissioner, etc.  
Seal**

**Note:**

- (a) The term 'Ordinarily' used here will have the same meaning as in Section 20 of the Representation of the People Act, 1950.
- (b) The authorities competent to issue Caste Certificates are indicated below:
  - (i) District Magistrate / Additional Magistrate / Collector / Deputy Commissioner / Additional Deputy Commissioner / Deputy Collector/ Ist Class Stipendiary Magistrate / Sub-Divisional Magistrate / Taluka Magistrate / Executive Magistrate / Extra Assistant Commissioner (Not Below The Rank of Ist Class Stipendiary Magistrate).
  - (ii) Chief Presidency Magistrate / Additional Chief Presidency Magistrate / Presidency Magistrate.
  - (iii) Revenue Officer not below the rank of Tehsildar' and
  - (iv) Sub-Divisional Officer of the area where the candidate and / or his family resides.



**Declaration/Undertaking - for OBC candidates only**

I, .....son/daughter of Shri ..... resident of Village/Town/City.....District .....State hereby declare that I belong to the.....Community which is recognized as a Backward Class by the Government of India for the purpose of reservation in services as per orders contained in Department of Personnel and Training Office Memorandum No.36012/22/93- Estt.(SCT), dated 8/9/1993. It is also declared that I do not belong to persons/ Sections (Creamy Layer) mentioned in Column 3 of The Schedule to the above referred Office Memorandum, Dated 8/9/1993, which is Modified vide Department of Personnel and Training Office Memorandum No. 36033/1/2013 Estt.(Res.) dated 27<sup>th</sup> May, 2013.

Place: .....

Signature of the Candidate

Date:

.....

...

- **Declaration/undertaking not signed by candidate will be rejected.**
- **False declaration will render the applicant liable for termination of registration at any time.**

**Creamy Layer Definition**

OBC Creamy layer is defined comprehensively at <http://ncbc.nic.in/html/creamyayer.html>

All candidates for the OBC reserved seats should make sure that they do not satisfy any of the creamy layer criteria as listed in the website. Some general exclusion for quick reference (no way comprehensive) are as follows.

1. Any of the parents holds a constitutional position in govt. of India
2. Any one of the parents is a class i officer.
3. Both the parents are class ii officers.
4. Any one of the parents is employed in an equivalent rank to class I officer or both parents equivalent to class II officer in a public sector, insurance companies, banks, universities or in other organizations
5. Land holdings on irrigated land are 85% or more of the statutory ceiling area.
6. Parents income is more than Rs.6 lakhs per year or Government of India directives applicable at the time of counselling.





## ANNEXURE XIX

Government of .....  
(Name & Address of the authority issuing the certificate)

### INCOME & ASSEST CERTIFICATE TO BE PRODUCED BY ECONOMICALLY WEAKER SECTIONS

Certificate No. \_\_\_\_\_

Date: \_\_\_\_\_

VALID FOR THE YEAR \_\_\_\_\_

This is to certify that Shri/Smt./Kumari \_\_\_\_\_ son/daughter/wife of \_\_\_\_\_ permanent resident of \_\_\_\_\_, Village/Street \_\_\_\_\_ Post Office \_\_\_\_\_ District \_\_\_\_\_ in the State/Union Territory \_\_\_\_\_ Pin Code \_\_\_\_\_ whose photograph is attested below belongs to Economically Weaker Sections, since the gross annual income\* of his/her 'family\*\*' is below Rs. 8 lakh (Rupees Eight Lakh only) for the financial year \_\_\_\_\_. His/her family does not own or possess any of the following assets\*\*\* :

- I. 5 acres of agricultural land and above;
- II. Residential flat of 1000 sq. ft. and above;
- III. Residential plot of 100 sq. yards and above in notified municipalities;
- IV. Residential plot of 200 sq. yards and above in areas other than the notified municipalities.

2. Shri/Smt./Kumari \_\_\_\_\_ belongs to the \_\_\_\_\_ caste which is not recognized as a Scheduled Caste, Scheduled Tribe and Other Backward Classes (Central List)

Signature with seal of Office \_\_\_\_\_

Name \_\_\_\_\_

Designation \_\_\_\_\_

Recent Passport size  
attested photograph of  
the applicant

\*Note1: Income covered all sources i.e. salary, agriculture, business, profession, etc.

\*\*Note 2: The term "Family" for this purpose include the person, who seeks benefit of reservation, his/her parents and siblings below the age of 18 years as also his/her spouse and children below the age of 18 years

\*\*\*Note 3: The property held by a "Family" in different locations or different places/cities have been clubbed while applying the land or property holding test to determine EWS status.





Help Line No.  
7827980287, 7827980288

email for queries : [icarnta@gmail.com](mailto:icarnta@gmail.com)



## National Testing Agency

(An autonomous organization under the Department of Higher Education,  
Ministry of Human Resource Development, Government of India)

### Registered Office:

West Block – 1, Wing No. 6,  
2<sup>nd</sup> Floor, R K Puram, New Delhi – 110066

### Address for Correspondence:

Block C-20/1A/8, Sector 62, Gautam Budh Nagar,  
Noida -201309 (UP)

### Website:

[www.nta.ac.in](http://www.nta.ac.in)  
[www.ntaicar.nic.in](http://www.ntaicar.nic.in)